

# NEW WAYFINDING SIGN SYSTEM

# CITY OF MORGANTON

## NORTH CAROLINA

PROJECT NUMBER: 2007.0051  
DATE: JULY 2009

### DRAWING INDEX

#### WAYFINDING SIGN SYSTEM

WS1.1	GENERAL WAYFINDING SYSTEM
WS1.2	WAYFINDING STREET CROSS-SECTIONS
WS2.1	DETAILS - PRIMARY GATEWAY MONUMENT SIGN: SIGN PANEL
WS2.1.1	DETAILS - PRIMARY GATEWAY MONUMENT SIGN: MOUNTING
WS2.1.2-WS2.1.3	DETAILS - PRIMARY GATEWAY MONUMENT SIGN: MASONRY DETAILS
WS2.2	DETAILS - SECONDARY GATEWAY POST AND PANEL SIGN
WS2.3	DETAILS - HISTORIC DOWNTOWN GATEWAY POST AND PANEL SIGN
WS2.4	DETAILS - TRAILBLAZER "A" POST AND PANEL SIGNS
WS2.5	DETAILS - TRAILBLAZER "B" POST AND PANEL SIGNS
WS2.6.1	DETAILS - DOWNTOWN PARKING LOCATOR/KIOSK SIGNS
WS2.6.2	DETAILS - PARKING DIRECTIONAL SIGNS
WS2.7.1	DETAILS - LOGO SIGN AND DECORATIVE BRACKET: PRIMARY GATEWAY & TRAILBLAZER "A" SIGNS
WS2.7.2	DETAILS - LOGO SIGN AND DECORATIVE BRACKET: DOWNTOWN GATEWAY & TRAILBLAZER "B" SIGNS
WS2.7.3	DETAILS - LOGO SIGN AND DECORATIVE BRACKET: SECONDARY GATEWAY & KIOSK SIGNS
WS3.1	GENERAL SPECIFICATIONS
WS4.1.1-WS4.1.6	SIGN PROGRAMMING: TRAILBLAZER "A" SIGNS
WS4.2.1-WS4.2.3	SIGN PROGRAMMING: TRAILBLAZER "B" SIGNS
WS5.1	SIGN LOCATION MAP: DOWNTOWN DETAIL
WS5.2.1	SIGN LOCATION MAP: GATEWAYS & TRAILBLAZERS

#### GENERAL NOTES:

- Fabricator/Installer shall be responsible for providing permits, work, and materials in accordance with all codes, ordinances and regulations applicable at the project location.
- These drawings are intended to provide sufficient information to convey general design intent to the sign fabricator/installer. Additional technical advice and detailing may be required for successful completion of this project and is the sign fabricator/installer's responsibility.
- Sign fabricator/Installer shall be responsible for checking contract documents, field conditions, and dimensions for accuracy and confirming that all work is buildable as shown before proceeding with fabrication. If there are any discrepancies or omissions which would interfere with satisfactory completion of the work, the sign fabricator/installer shall obtain a clarification from the architect/designer before proceeding with the work in question.
- Dimensions are not adjustable, unless noted (+/-). The sign fabricator/installer shall not scale drawings.
- Sign fabricator/Installer is responsible for the means, methods and techniques of installation, safety precautions in connection with the work, and for the acts or omissions of the subcontractors.
- Sign fabricator/Installer shall provide shop drawings for each sign type showing fabrication, mounting system, and installation details. Include fabrication plans, elevations, and component details. Indicate materials, fittings, finishes, fasteners, anchorages, and accessory items.
- Install all manufactured items, materials, and equipment in strict accordance with manufacturer's recommended specifications.
- "Typical" (TYP.) means identical for all conditions that match original condition illustrated unless otherwise noted. "Similar" (SIM.) means comparable characteristics of the condition cited. "Equal" (EQ.) is of matching dimension to other "EQ." in connected dimension line.
- Sign fabricator/Installer shall maintain site in a clean and orderly condition at all times.
- Sign fabricator/Installer shall protect all surfaces not involved in the work from any damage.
- Sign fabricator/Installer shall repair all surfaces damaged during the installation of the sign system.
- All materials and workmanship shall be guaranteed by the sign fabricator/installer for one (1) year from the day of substantial completion.
- Sign fabricator/Installer shall provide adequate erosion control during the course of the project.
- Sign fabricator/Installer to provide for all electrical design as required by sign design.
- All wood in contact with the ground, slabs on grade, or masonry to be pressure treated.
- Standardization of Sign Location & Mounting Heights: Signs requiring different decisions by the road user shall be spaced sufficiently using the MUTCD Standards as a guideline. Signs installed at the side of the road in rural districts shall be at least 5 ft., measured from the bottom of the sign to the near edge of the pavement. Where parking or pedestrian movements occur, the clearance to the bottom of the sign shall be at least 7 ft. clearance above grade. Directional signs on freeways and expressways shall be installed with a minimum height of 7 ft. clearance above grade.
- All graphics will be supplied in digital EPS (encapsulated postscript) form. All type shall be outlined and supplied in digital EPS or PDF (Portable Document Format) form.
- Actual sign locations to be verified with municipality representative and the North Carolina Department of Transportation (NCDOT) prior to installation.
- Sign fabricator/installer shall coordinate with the City of Morganton representatives on the final locations, design, and installation for the primary gateway signs.
- Sign fabricator/installer shall be responsible for contacting Miss Utilities before start of project.
- Sign fabricator/installer shall follow the MUTCD (Manual on Uniform Traffic Control Devices) guidelines for Lateral Offsets. See section 2A.19 Lateral Offset in the Manual on Uniform Traffic Control Devices, 2003 Edition.

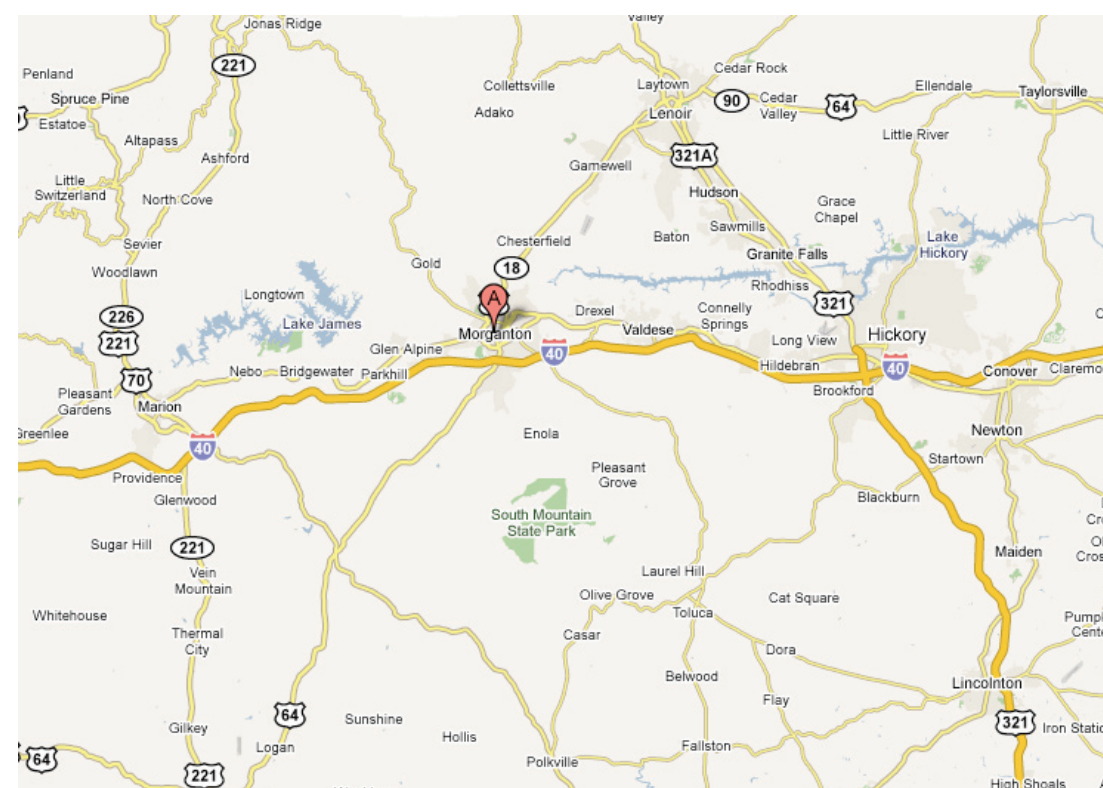
#### CONTACT INFORMATION

##### ARCHITECT/GRAPHIC DESIGNER:

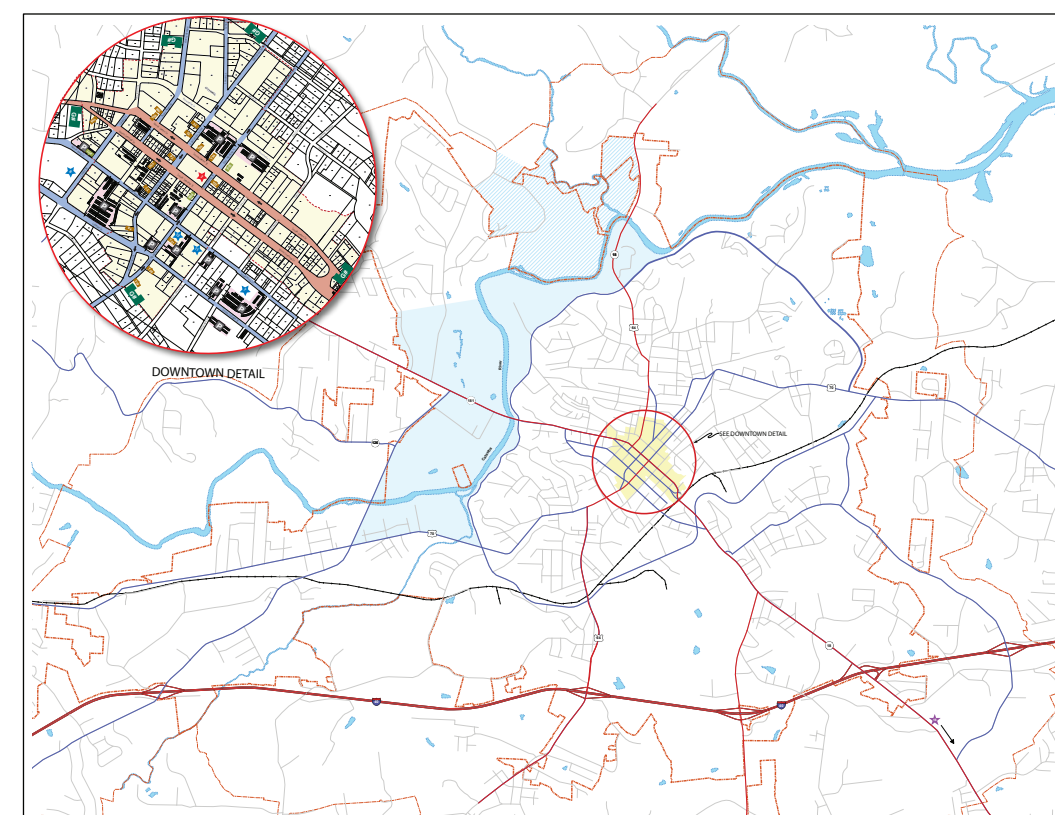
FRAZIER ASSOCIATES  
213 NORTH AUGUSTA STREET  
STAUNTON, VIRGINIA 24401  
PHONE: (540) 886-6230  
FAX: (540) 886-8629  
WEB: www.frazierassociates.com

MUNICIPALITY:  
CITY OF MORGANTON, NORTH CAROLINA  
SHARON JABLONSKI  
MAIN STREET MANAGER  
MORGANTON MAIN STREET  
112B EAST UNION STREET  
MORGANTON, NORTH CAROLINA 28655

#### PROJECT VICINITY MAP



#### PROJECT LOCATION MAP: MORGANTON, NC



#### PROJECT INFORMATION

DESCRIPTION: NEW WAYFINDING SIGN SYSTEM TO INCLUDE:  
1. GATEWAY ENTRY SIGNS  
2. TRAILBLAZER SIGNS  
4. PARKING SIGNS  
5. DOWNTOWN PARKING LOCATOR/KIOSK SIGNS

GOVERNING CODES: MUTCD 2003 FOR STREETS AND HIGHWAYS

NORTH CAROLINA DEPARTMENT OF TRANSPORTATION

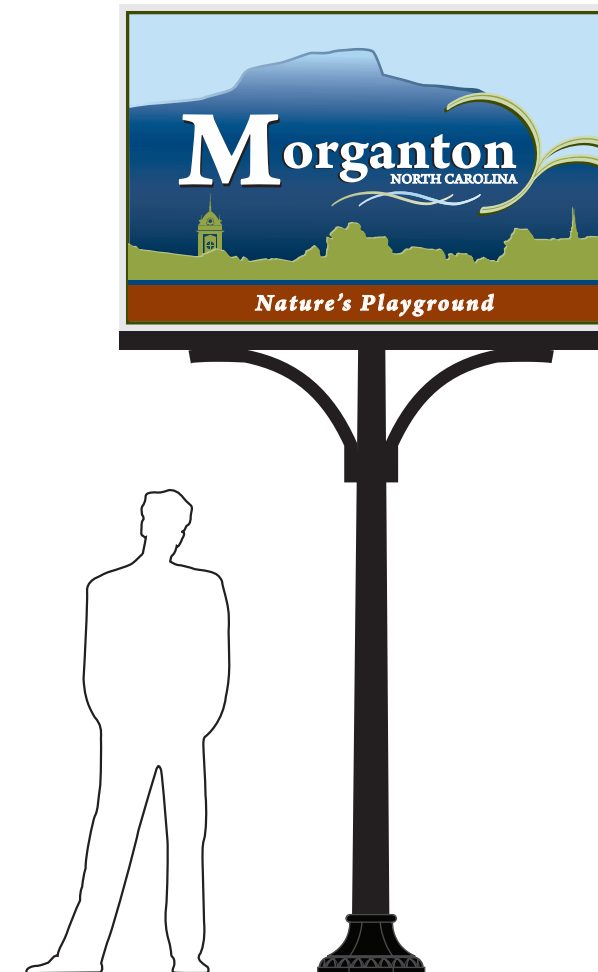
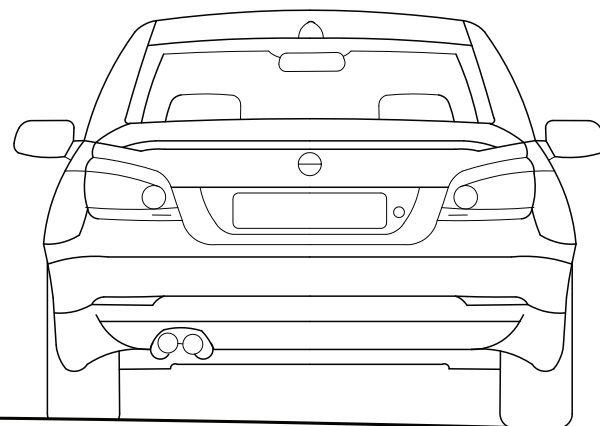
#### REVISIONS

DATE	DESCRIPTION

DRAWING TITLE:  
COVER SHEET

# WSO.1

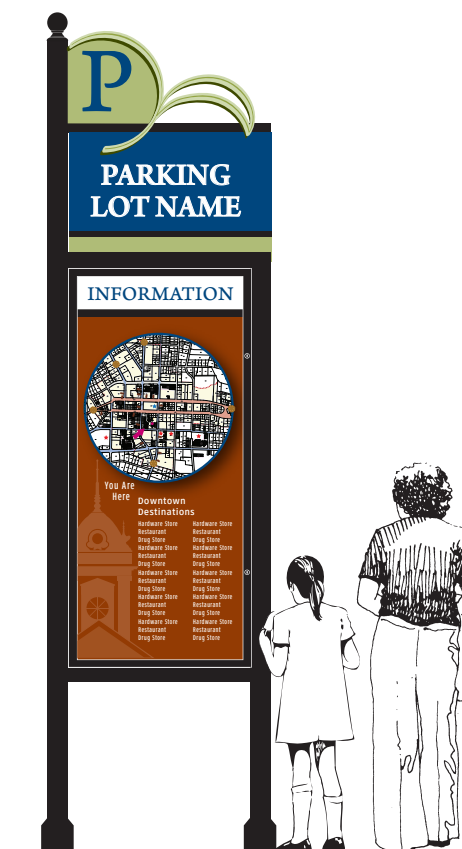
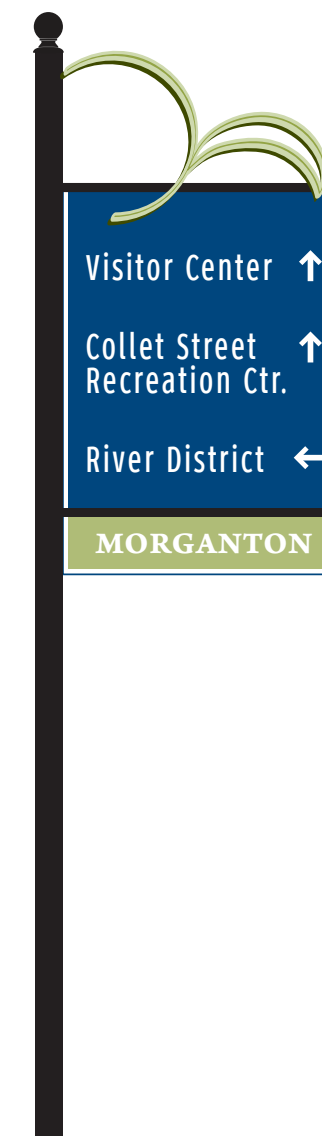
SHEET 1 OF 28



**G**  
1 PRIMARY GATEWAY  
MONUMENT

**G**  
2 SECONDARY GATEWAY  
POST AND PANEL

**DG**  
1 DOWNTOWN GATEWAY  
POST AND PANEL



**T**  
1 TRAILBLAZER A.1  
RIVER DISTRICT SIGN  
POST AND PANEL

**T**  
2 TRAILBLAZER A.2  
MORGANTON SIGN  
POST AND PANEL

**T**  
3 HISTORIC DOWNTOWN  
TRAILBLAZER "B.1" SIGN  
POST AND PANEL

**T**  
4 MORGANTON  
TRAILBLAZER "B.2" SIGN  
POST AND PANEL

**PL**  
1 DOWNTOWN PARKING  
LOCATOR/ KIOSK SIGN  
POST AND PANEL

**P**  
1 PARKING DIRECTIONAL SIGN  
MOUNTED WITH TRAILBLAZER



**FRAZIER ASSOCIATES**

ARCHITECTURE • COMMUNITY DESIGN • WAYFINDING  
213 NORTH AUGUSTA STREET, STAUNTON, VA 24401  
PHONE 540.886.6230 FAX 540.886.8629  
www.frazierassociates.com

MORGANTON WAYFINDING SIGN SYSTEM

MORGANTON, NORTH CAROLINA

REVISIONS

DATE	DESCRIPTION

PROJECT NUMBER 2007.0051	SCALE: NTS
PROJECT MANAGER: S. HANGER	CHECKED BY: M. PINCKNEY
DRAWN BY:	DATE: 07/15/09

DRAWING TITLE:  
GENERAL WAYFINDING  
SIGN SYSTEM

**WS1.1**

SHEET 2 OF 28

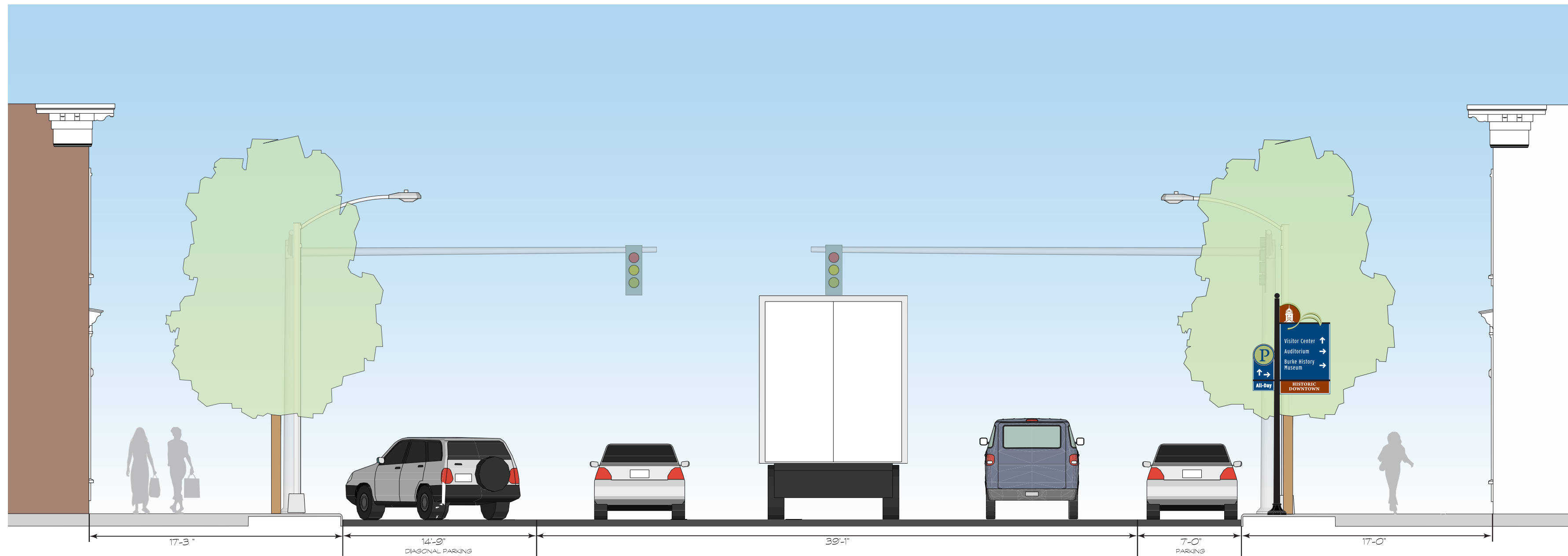


# FRAZIER ASSOCIATES

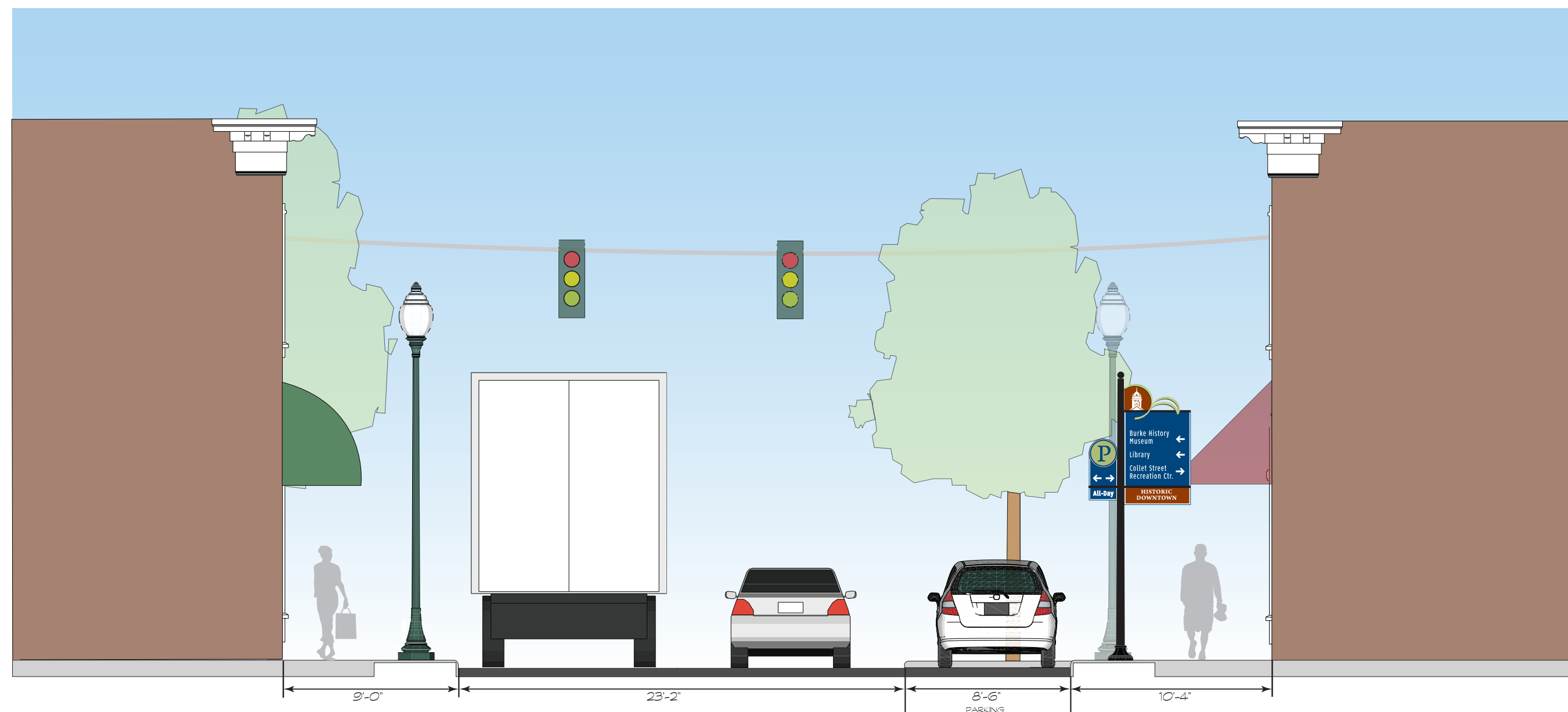
ARCHITECTURE • COMMUNITY DESIGN • WAYFINDING  
213 NORTH AUGUSTA STREET, STAUNTON, VA 24401  
PHONE 540.886.6230 FAX 540.886.8629  
www.frazierassociates.com

## MORGANTON WAYFINDING SIGN SYSTEM

MORGANTON, NORTH CAROLINA



SOUTH STERLING STREET, MORGANTON, NORTH CAROLINA  
TRAILBLAZER "B" SIZE SIGN (T50)



WEST UNION STREET, MORGANTON, NORTH CAROLINA  
TRAILBLAZER "B" SIZE SIGN (T7)

### REVISIONS

DATE	DESCRIPTION

PROJECT NUMBER 2007.0051	SCALE: NTS
PROJECT MANAGER: S. HANGER	CHECKED BY: M. PINCKNEY
DRAWN BY:	DATE: 07/15/09

DRAWING TITLE:  
WAYFINDING STREET  
CROSS-SECTIONS

# WS1.2

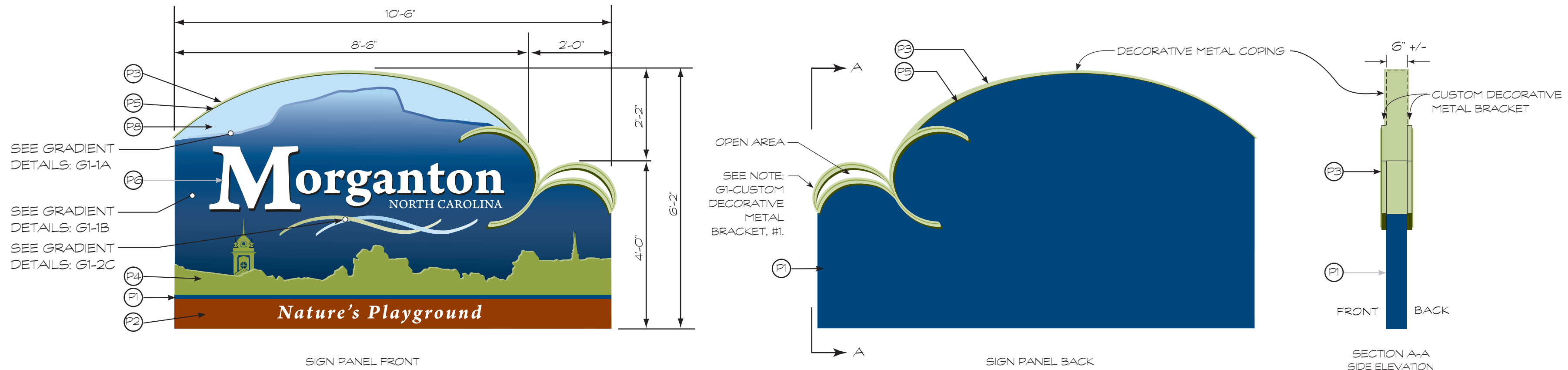
SHEET 3 OF 28



# FRAZIER ASSOCIATES

ARCHITECTURE • COMMUNITY DESIGN • WAYFINDING  
213 NORTH AUGUSTA STREET, STAUNTON, VA 24401  
PHONE 540.886.6230 FAX 540.886.8629  
www.frazierassociates.com

MORGANTON WAYFINDING SIGN SYSTEM  
MORGANTON, NORTH CAROLINA



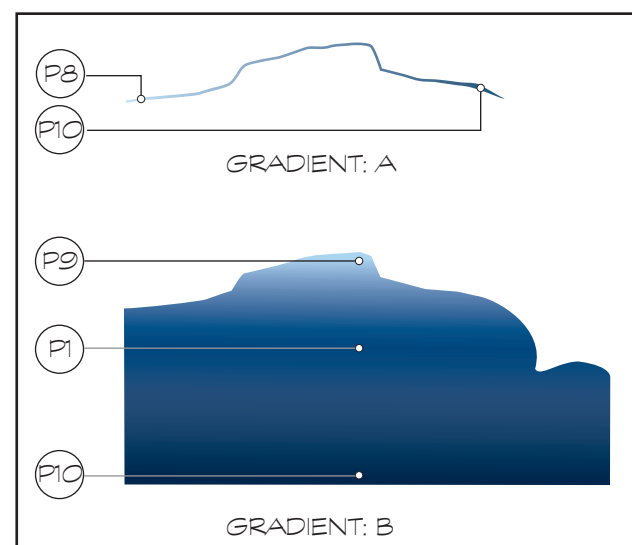
**G**  
1 PRIMARY GATEWAY MONUMENT SIGN  
SCALE: 1/2"=1'-0"

### PRIMARY COLOR PALETTE:

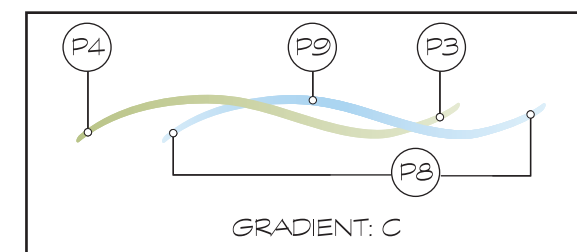
- P1** MATTHEWS PAINT: MP14112-SATIN
- P2** MATTHEWS PAINT: MP15967-SATIN
- P3** MATTHEWS PAINT: MP11847-SATIN
- P4** MATTHEWS PAINT: MP00492-SATIN
- P5** MATTHEWS PAINT: MP15975 -SATIN
- P6** 3M: HIGH INTENSITY GRADE PRISMATIC SHEETING
- P7** BLACK

### ADDITIONAL COLORS:

- P8** MATTHEWS PAINT: MP07490-SATIN
- P9** MATTHEWS PAINT: MP00969-SATIN
- P10** MATTHEWS PAINT: MP14112-SATIN
- P11** MATTHEWS PAINT: MP00015-SATIN
- P12** MATTHEWS PAINT: MP13912-SATIN



DETAIL G1-1



DETAIL G1-2

### NOTES:

#### G1: SIGN PANEL:

- Decorative shape, single-sided panel to be 6" +/- thick laminated aluminum panel with a honeycomb core. Sign panel shall have a custom decorative metal coping along entire upper edge. Coping shall be fabricated so as to shed water properly. Sign panel face and coping shall be primed and painted as noted. Sign fabricator/installer shall follow paint manufacturer's recommended specifications.
- Sign panel back and sides to be primed and painted P1 Matthews Paint, MP14112-Satin, or approved equal.
- Sign panel shall have a UV protective coat of Matthews Paint #42228SP-Satin Clear Topcoat, or approved equal, APPLIED TO PAINTED SURFACES ONLY.
- TEXT: "Morganton" to be 1 1/4" flat raised aluminum letters mechanically attached to face of sign panel. Letters to be primed and painted white P11, Matthews Paint MP00015-Satin. Letters shall have reflective vinyl P6, electronically cut and applied to letter surface.
- "North Carolina" and "Nature's Playground" letters to be reflective vinyl P6, electronically cut and applied to painted face of sign panel. Sign fabricator/installer shall follow manufacturer's recommended specifications.
- All type shall be outlined for digital output. Digital files shall be provided to fabricator/installer as Adobe Illustrator EPS or PDF files. See GENERAL NOTE #17, WSO.1.

#### G1: MOUNTING:

- Sign panel to be mechanically attached to masonry base.
- Custom, decorative, metal bracket to be mechanically attached to front and back of sign panel. For custom decorative bracket details, see WS2.7.1, Details-Logo Signs & Decorative Bracket; Primary Gateway & Trailblazer "A" Signs, Sheet 14.
- Sign fabricator shall provide detailed shop drawings for mounting the sign panel to masonry base, see GENERAL NOTE #6, WSO.1.
- No fasteners or fittings shall be visible on sign face. Any reinforcement, fasteners, or fittings shall be painted so as to be inconspicuous. All exposed hardware shall be tamper proof fasteners.
- Fabricator/Installer to determine wind load requirements for this sign type and reinforce as needed. Proper structural requirements for this sign to be determined by fabricator/installer.

#### G1 INSTALLATION:

- Signs are site specific and shall require further coordination, design and engineering. Any adjustments to dimensions will be determined and approved by client or designer after the final sign locations are selected and field measurements collected.
- Install all manufactured items, materials, and equipment in strict accordance with manufacturer's recommended specifications.
- Sign poles, foundations, and mountings shall be so constructed as to hold signs in a proper and permanent position, and to resist swaying in the wind or displacement by vandalism.
- See WS5.2, Sign Location Map, for sign locations. Exact sign locations shall be determined by representative of the City of Morganton and/or by a representative of the North Carolina Department of Transportation.

#### G1: CUSTOM DECORATIVE BRACKET:

- See WS2.7.1, Details-Logo Sign & Custom Decorative Brackets; Primary Gateway & Trailblazer "A" Signs, Sheet 14.

### REVISIONS

DATE	DESCRIPTION

PROJECT NUMBER: 2007.0051	SCALE: AS NOTED
PROJECT MANAGER: S. HANGER	CHECKED BY: M. PINCKNEY
DRAWN BY:	DATE: 07/15/09

DRAWING TITLE:  
DETAILS-PRIMARY GATEWAY  
MONUMENT SIGN: SIGN PANEL

**G**  
1 PRIMARY GATEWAY  
MONUMENT SIGNS  
5 - TOTAL

# WS2.1

SHEET 4 OF 28



**FRAZIER ASSOCIATES**

ARCHITECTURE • COMMUNITY DESIGN • WAYFINDING  
213 NORTH AUGUSTA STREET, STAUNTON, VA 24401  
PHONE 540.886.6230 FAX 540.886.8629  
www.frazierassociates.com

MORGANTON WAYFINDING SIGN SYSTEM  
MORGANTON, NORTH CAROLINA

**REVISIONS**

DATE	DESCRIPTION

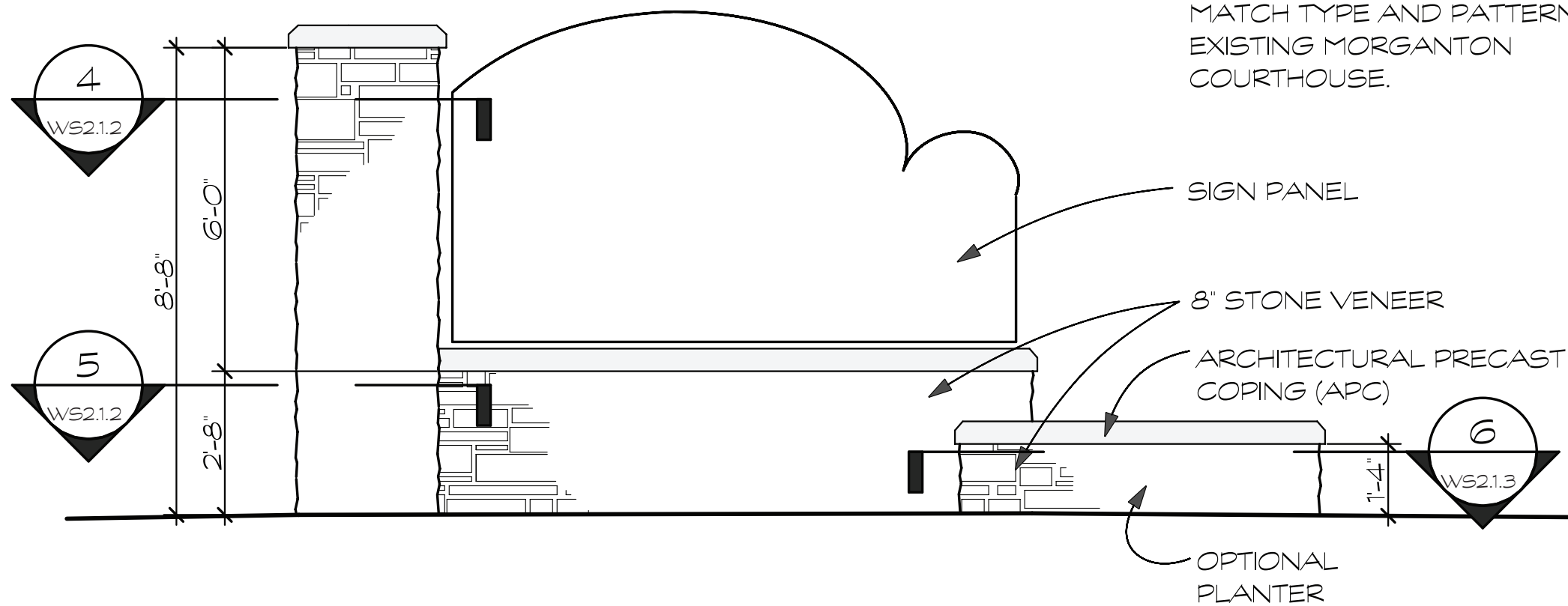
PROJECT NUMBER: 2007.0051	SCALE: AS NOTED
PROJECT MANAGER: S. HANGER	CHECKED BY: T. CLANCY
DRAWN BY: S. LANCASTER	DATE: 07/15/09

DRAWING TITLE:  
DETAILS - PRIMARY GATEWAY  
MONUMENT SIGN: MOUNTING

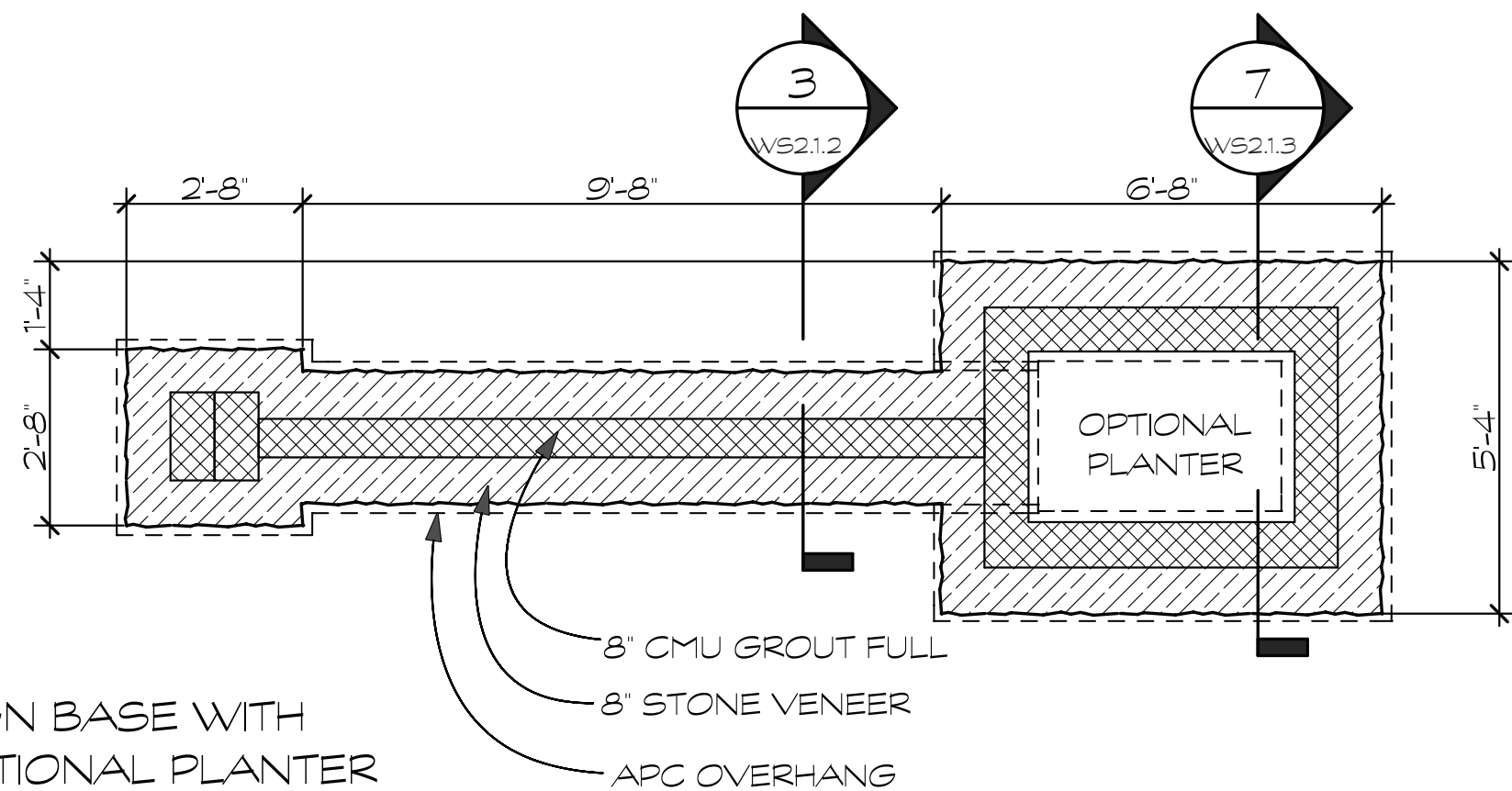
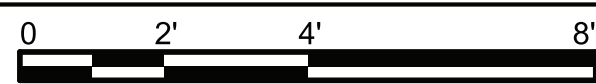
**WS2.1.1**

SHEET 5 OF 28

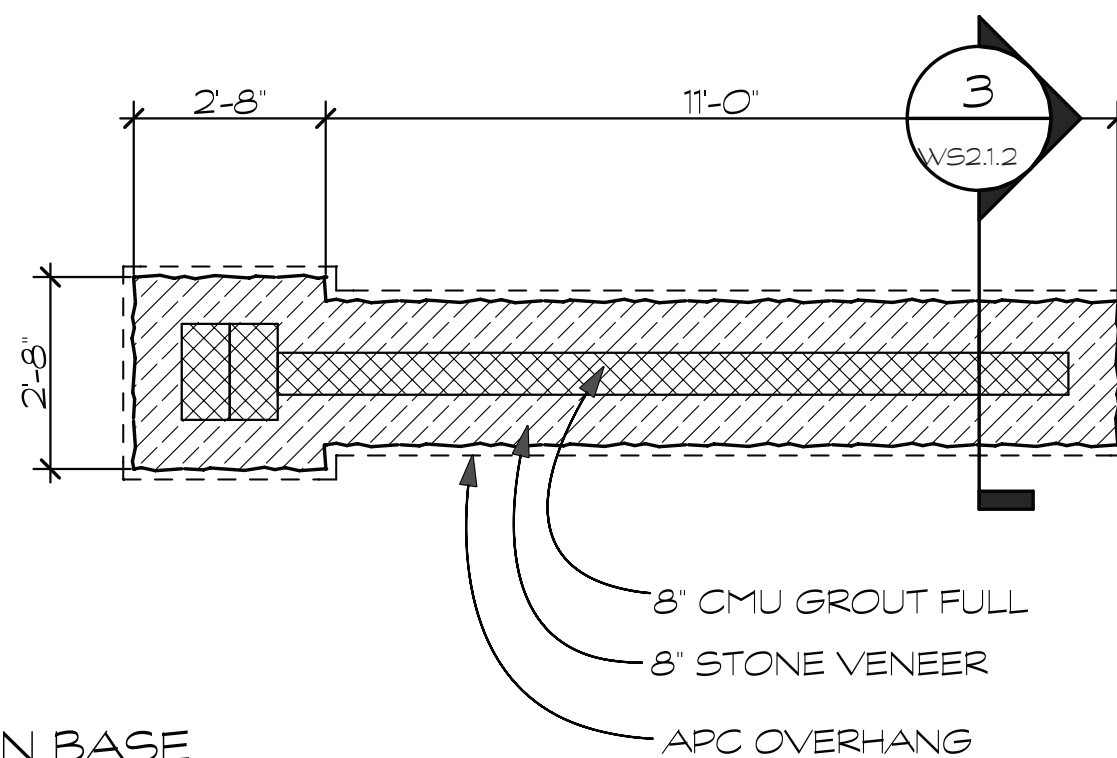
NOTE: 8" STONE VENEER TO MATCH TYPE AND PATTERN OF EXISTING MORGANTON COURTHOUSE.



1 SIGN ELEVATION  
SCALE: 1/4" = 1'-0"



SIGN BASE WITH  
OPTIONAL PLANTER



SIGN BASE

2 SIGN PLAN  
SCALE: 1/4" = 1'-0"



G PRIMARY GATEWAY MONUMENT SIGN MOUNTING  
1



# FRAZIER ASSOCIATES

ARCHITECTURE • COMMUNITY DESIGN • WAYFINDING  
213 NORTH AUGUSTA STREET, STAUNTON, VA 24401  
PHONE 540.886.6230 FAX 540.886.8629  
www.frazierassociates.com

MORGANTON WAYFINDING SIGN SYSTEM

MORGANTON, NORTH CAROLINA

## REVISIONS

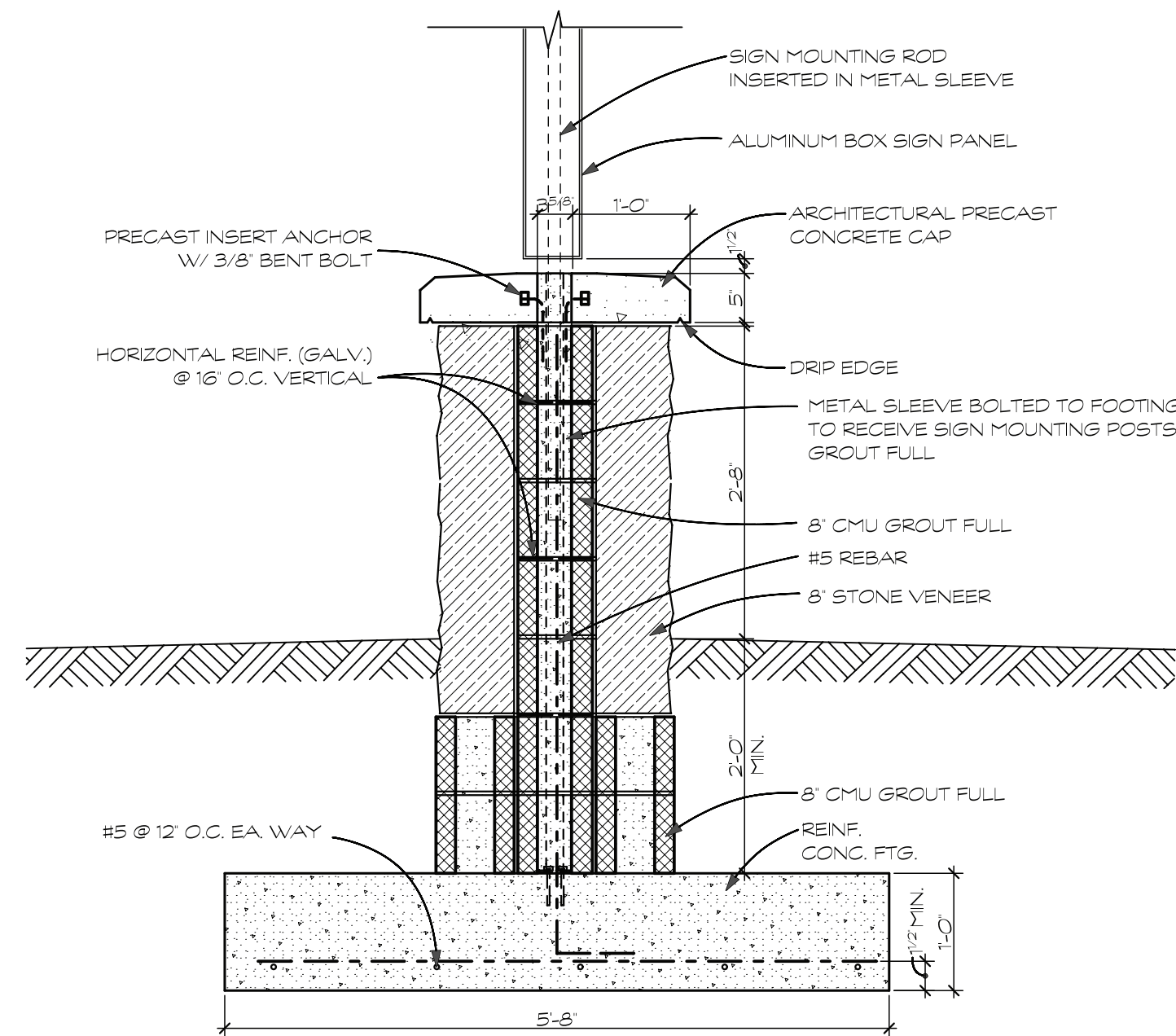
DATE	DESCRIPTION

PROJECT NUMBER 2007.0051	SCALE: AS NOTED
PROJECT MANAGER: S. HANGER	CHECKED BY: T. CLANCY
DRAWN BY: S. LANCASTER	DATE: 07/15/09

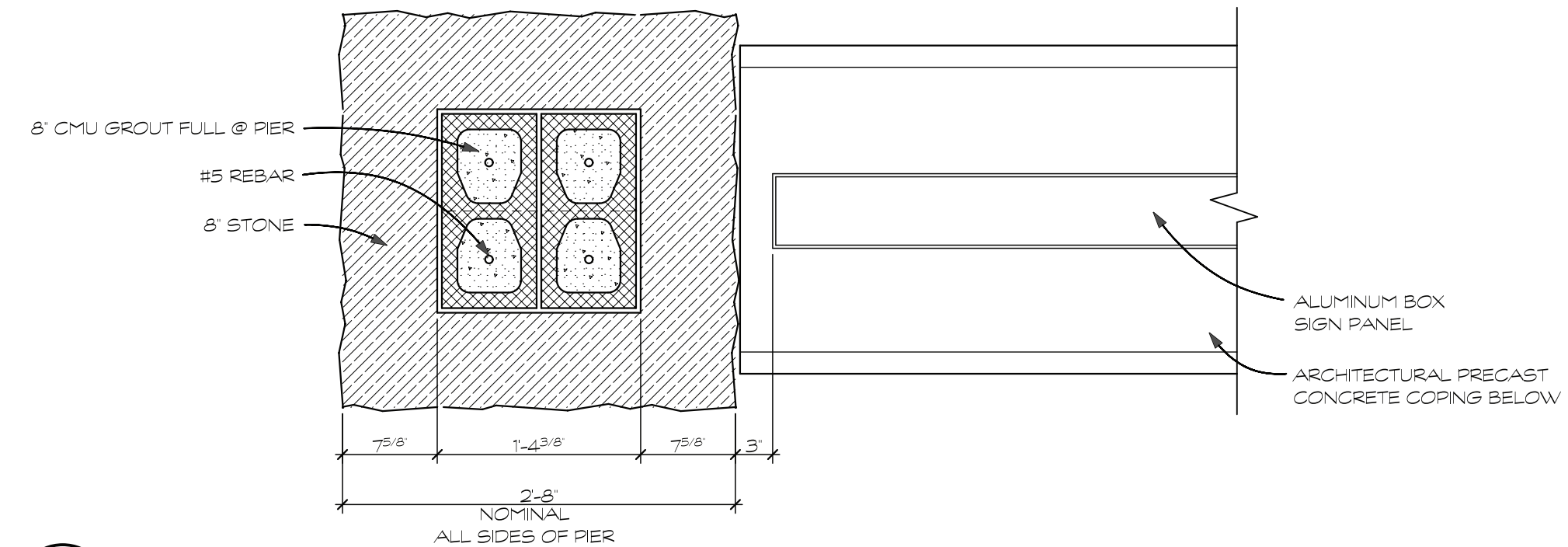
DRAWING TITLE:  
DETAILS - PRIMARY GATEWAY  
MONUMENT SIGN: MASONRY  
DETAILS

# WS2.1.2

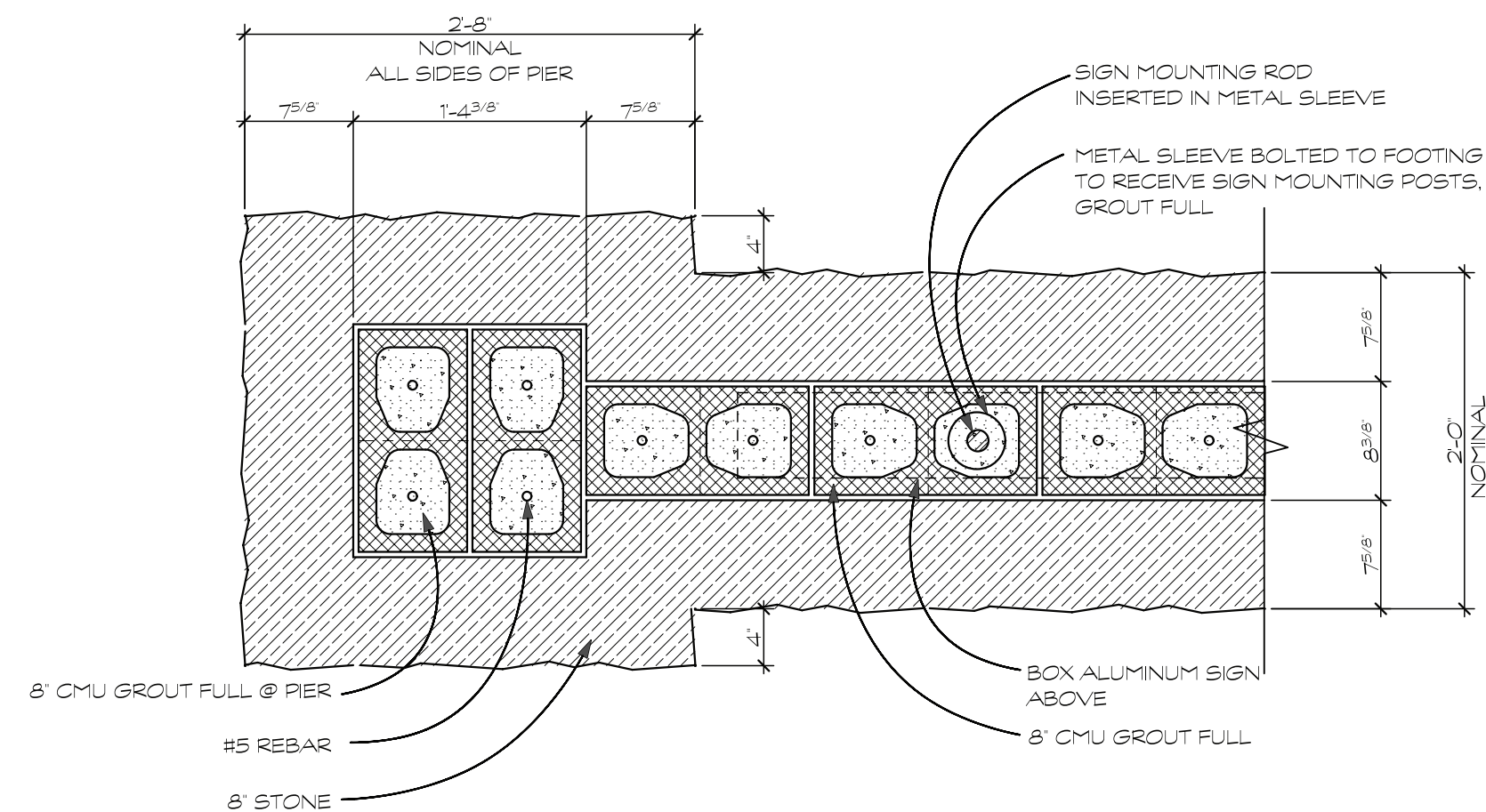
SHEET 6 OF 28



3 SIGN BASE SECTION  
SCALE: 3/4" = 1'-0"



4 SIGN PLAN  
SCALE: 1" = 1'-0"



5 SIGN PLAN  
SCALE: 1" = 1'-0"

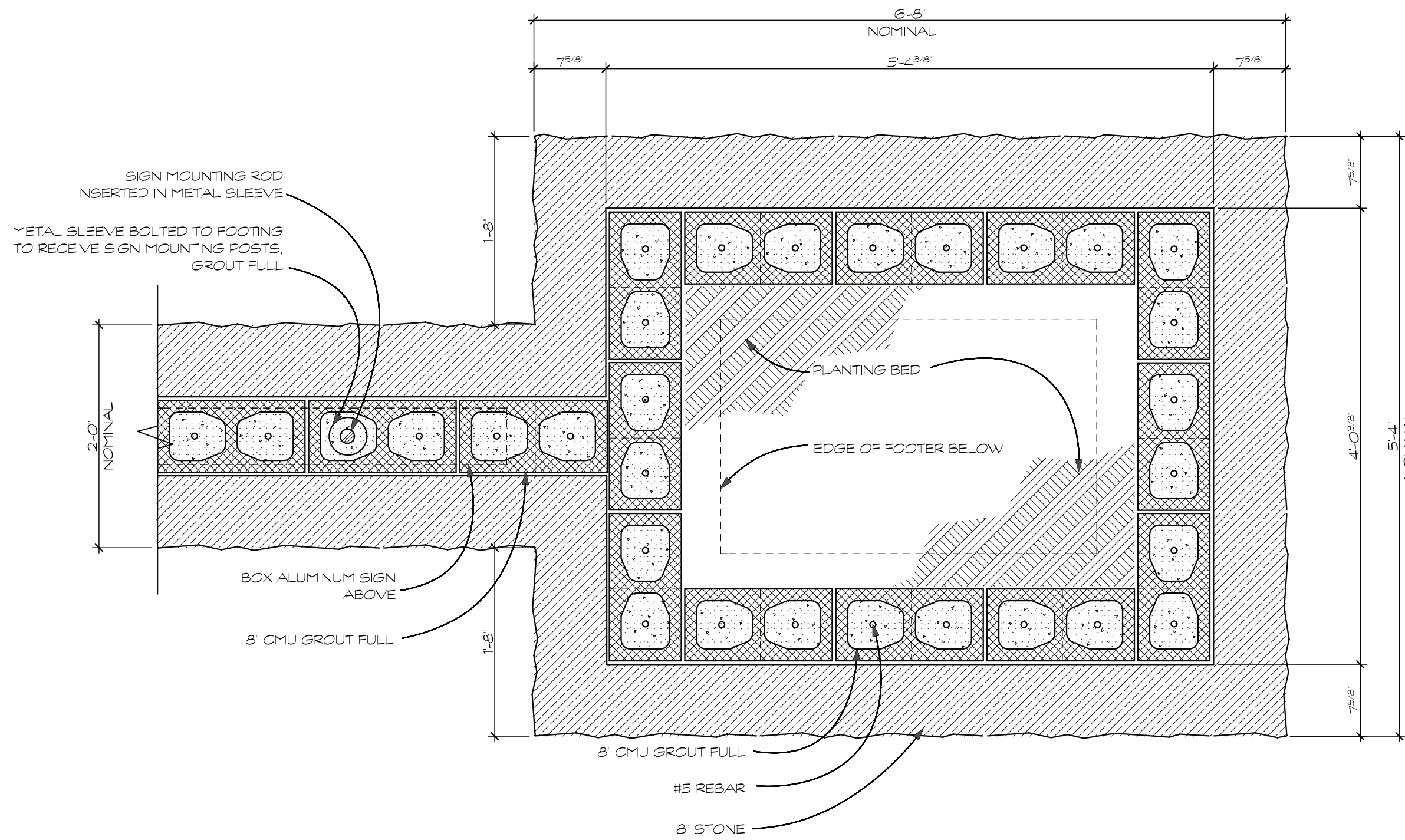


**FRAZIER ASSOCIATES**

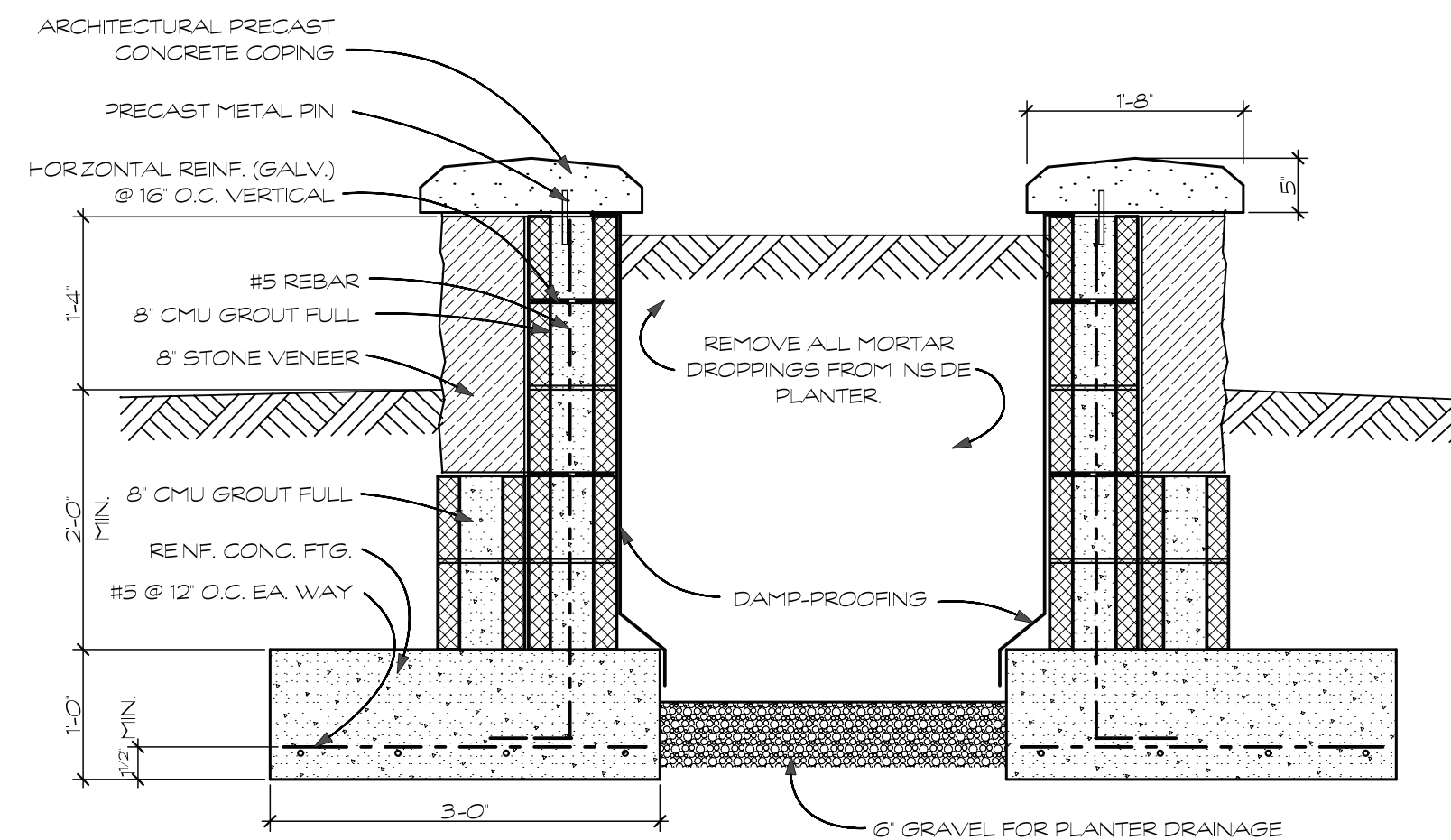
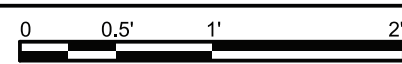
ARCHITECTURE • COMMUNITY DESIGN • WAYFINDING  
213 NORTH AUGUSTA STREET, STAUNTON, VA 24401  
PHONE 540.886.6230 FAX 540.886.8629  
www.frazierassociates.com

MORGANTON WAYFINDING SIGN SYSTEM

MORGANTON, NORTH CAROLINA



6 SIGN PLAN  
SCALE: 1" = 1'-0"



7 PLANTER DETAIL  
SCALE: 3/4" = 1'-0"



REVISIONS

DATE	DESCRIPTION

PROJECT NUMBER 2007.0051	SCALE: AS NOTED
PROJECT MANAGER S. HANGER	CHECKED BY: T. CLANCY
DRAWN BY: S. LANCASTER	DATE: 07/15/09

DRAWING TITLE:  
DETAILS - PRIMARY GATEWAY  
MONUMENT SIGN:  
MASONRY DETAILS

**WS2.1.3**

SHEET 7 OF 28

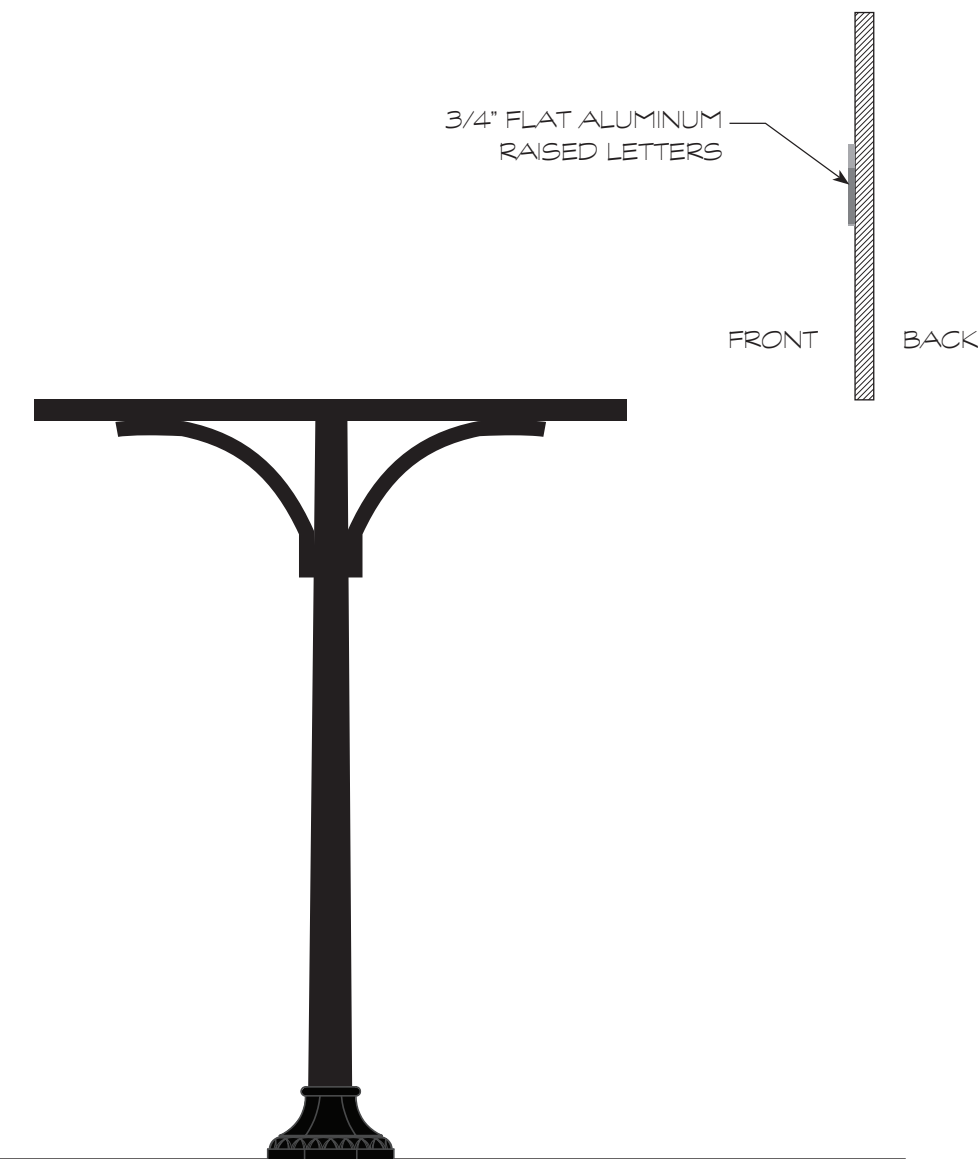




# FRAZIER ASSOCIATES

ARCHITECTURE • COMMUNITY DESIGN • WAYFINDING  
213 NORTH AUGUSTA STREET, STAUNTON, VA 24401  
PHONE 540.886.6230 FAX 540.886.8629  
www.frazierassociates.com

MORGANTON WAYFINDING SIGN SYSTEM

MORGANTON, NORTH CAROLINA



SECONDARY GATEWAY SIGN

SIGN PANEL

SIGN MOUNTING

SECTION A-A  
SIGN PANEL

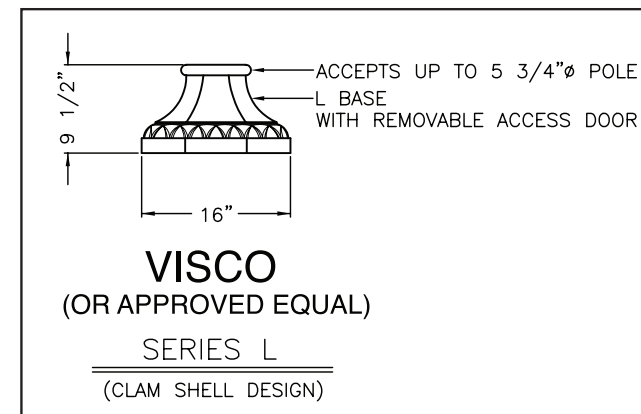
## G 2 SECONDARY GATEWAY POST AND PANEL

### PRIMARY COLOR PALETTE:

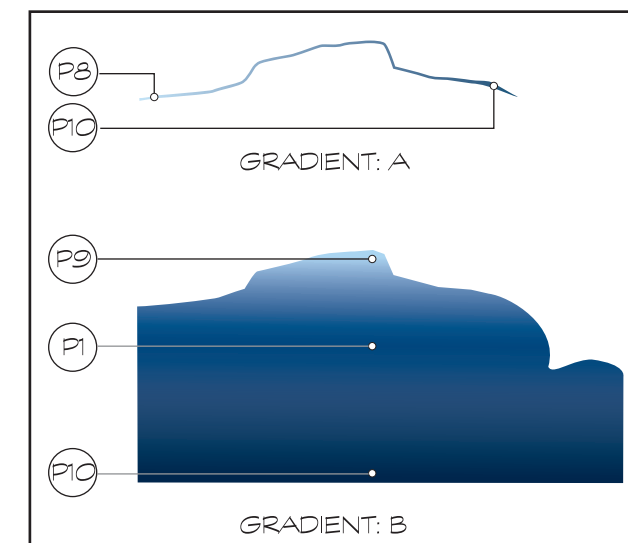
- P1 MATTHEWS PAINT: MP14112-SATIN
- P2 MATTHEWS PAINT: MP15967-SATIN
- P3 MATTHEWS PAINT: MP18447-SATIN
- P4 MATTHEWS PAINT: MPO0492-SATIN
- P5 MATTHEWS PAINT: MP15975-SATIN
- P6 3M: HIGH INTENSITY GRADE PRISMATIC SHEETING
- P7 BLACK

### ADDITIONAL COLORS:

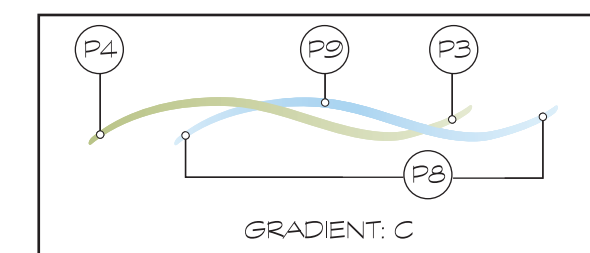
- P8 MATTHEWS PAINT: MPO7490-SATIN
- P9 MATTHEWS PAINT: MPO0969-SATIN
- P10 MATTHEWS PAINT: MP14112-SATIN
- P11 MATTHEWS PAINT: MPO0015-SATIN
- P12 MATTHEWS PAINT: MP13912-SATIN



DETAIL G2-1



DETAIL G2-2



DETAIL G2-3

### NOTES:

#### G2: SIGN PANEL:

- Sign to be a single-sided, 1" thick laminated aluminum panel with a honeycomb core. All sign reinforcement shall be internal. Sign panel face shall be primed and painted as noted. Sign panel sides and back to be primed and painted blue, P1. Sign fabricator/installer shall follow paint manufacturer's recommended specifications.
- Sign panel shall have a UV protective coat of Matthews Paint #42228SP-Satin Clear Topcoat, or approved equal, APPLIED TO PAINTED SURFACES ONLY.
- TEXT: "Morganton" to have 3/4" flat raised aluminum letters mechanically attached to face of sign panel. Letters to be primed and painted white-P11, Matthews Paint, MPO0015-Satin. Letters shall have reflective vinyl P6, electronically cut and applied to letter surface. Sign fabricator/installer shall follow manufacturers recommended specifications.
- Face of sign to have a 3/4" border and shall be P6, reflective vinyl, electronically cut and applied to painted face of sign panel as noted.
- All type shall be outlined for digital output. Digital files shall be provided to fabricator/installer as Adobe Illustrator EPS or PDF files. See GENERAL NOTE #17, WSO.1.

#### G2: CUSTOM MOUNTING:

- 4" round, tapered, steel pole with decorative clamshell base. Pole to be equipped with horizontal bracket for mounting sign panel to pole. Sign panel to be mechanically fastened to horizontal mounting bracket. Decorative clamshell base - Visco Series L, or approved equal, to fit 4" tapered metal pole. See Detail G2-1. Pole, bracket and decorative clamshell base to be powder-coated black.
- Sign fabricator shall provide detailed shop drawings for mounting the sign panel to pole, see GENERAL NOTE #6, WSO.1.
- No fasteners or fittings shall be visible on sign face.
- Any reinforcement, fasteners, or fittings shall be painted so as to be inconspicuous. All exposed hardware shall be tamper proof fasteners.
- Fabricator/Installer to determine wind load requirements for this sign type and reinforce as needed. Proper structural requirements for this sign to be determined by fabricator/installer.
- Sign fabricator/installer shall coordinate with pole manufacturer for the attachment of fabricated sign panel to metal pole. See WSO.1 GENERAL NOTES, #7.

#### G2: INSTALLATION:

- Installation shall meet North Carolina Department of Transportation's specifications and regulations for the proper installation of signs and breakaway as required. If breakaway base is required, use TRANSPRO INDUSTRIES, INC - FHWA approved, or approved equal.
- Install all manufactured items, materials, and equipment in strict accordance with manufacturer's recommended specifications.
- Sign poles, foundations, and mountings shall be so constructed as to hold signs in a proper and permanent position, and to resist swaying in the wind or displacement by vandalism.
- See WS5.2, Sign Location Map, for sign locations. Exact sign locations shall be determined by representative of the City of Morganton and/or by a representative of the North Carolina Department of Transportation.

#### G2: CUSTOM DECORATIVE BRACKET:

- See WS2.7.3, Details-Logo Sign & Custom Decorative Bracket: Secondary Gateway & Kiosk Signs, Sheet 16.

G 2	SECONDARY GATEWAY POST & PANEL SIGNS
	4 - TOTAL

### REVISIONS

DATE	DESCRIPTION

PROJECT NUMBER: 2007.0051	SCALE: 1/2" = 1'-0"
PROJECT MANAGER: S. HANGER	CHECKED BY: M. PINCKNEY
DRAWN BY:	DATE: 07/15/09

DRAWING TITLE:  
DETAILS - SECONDARY  
GATEWAY POST AND  
PANEL SIGN

# WS2.2

SHEET 8 OF 28





# FRAZIER ASSOCIATES

ARCHITECTURE • COMMUNITY DESIGN • WAYFINDING  
213 NORTH AUGUSTA STREET, STAUNTON, VA 24401  
PHONE 540.886.6230 FAX 540.886.8629  
www.frazierassociates.com

MORGANTON WAYFINDING SIGN SYSTEM

MORGANTON, NORTH CAROLINA

## REVISIONS

DATE	DESCRIPTION


PROJECT NUMBER: 2007.0051	SCALE: 1/2" = 1'-0"
PROJECT MANAGER: S. HANGER	CHECKED BY: M. PINCKNEY
DRAWN BY:	DATE: 07/15/09

DRAWING TITLE:  
DETAILS-HISTORIC DOWNTOWN GATEWAY POST & PANEL SIGN

# WS2.3

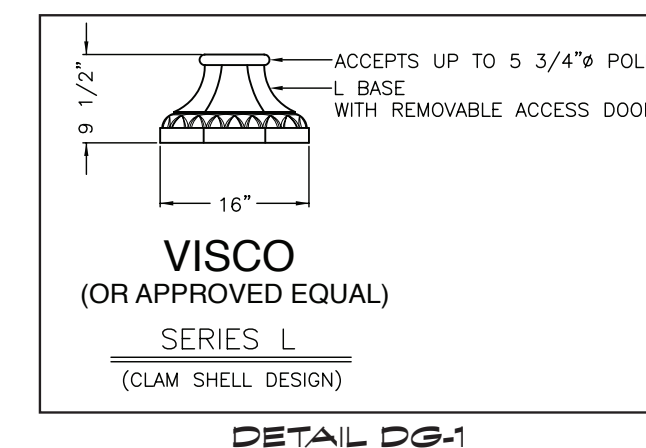
SHEET 9 OF 28

SEE NOTE: DG1-CUSTOM DECORATIVE BRACKET AND LOGO SIGN PANEL, #1.



**PRIMARY COLOR PALETTE:**

(P1)	MATTHEWS PAINT: MP4112-SATIN
(P2)	MATTHEWS PAINT: MP5967-SATIN
(P3)	MATTHEWS PAINT: MP1847-SATIN
(P4)	MATTHEWS PAINT: MP00492-SATIN
(P5)	MATTHEWS PAINT: MP5975 -SATIN
(P6)	3M: HIGH INTENSITY GRADE PRISMATIC SHEETING
(P7)	BLACK



**DG**  
1  
DOWNTOWN GATEWAY POST AND PANEL  
SCALE: 1/2" - 1'-0"

### NOTES:

#### DG: SIGN PANEL:

- Sign to be a single-sided, 1" thick laminated aluminum panel with a honeycomb core. All sign reinforcement shall be internal. Sign panel shall be primed and painted as noted. Sign fabricator/installer shall follow paint manufacturer's recommended specifications.
- Sign panel shall have a UV protective coat of Matthews Paint #42228SP-Satin Clear Topcoat, or approved equal, applied to painted surfaces only.
- "Welcome" and "Historic Downtown Morganton" text shall be reflective vinyl P6, electronically cut and applied to painted face of sign panel. Sign fabricator/installer shall follow manufacturer's recommended specifications.
- Face of sign to have a 3/4" border and shall be reflective vinyl P6, electronically cut and applied to painted face of sign panel as noted.
- All type shall be outlined for digital output. Digital files shall be provided to fabricator/installer as Adobe Illustrator EPS or PDF files. See GENERAL NOTE #17, WSO.1.

#### DG1: CUSTOM MOUNTING:

- 4" round steel pole with decorative clamshell base. Decorative clamshell base - Visco Series L, or approved equal, to fit 4" metal pole. See Detail DG-1. Pole shall have a 4" round finial. Sign panel to be mechanically fastened to pole. Pole, finial and decorative clamshell base to be powder-coated black.
- MOUNTING BRACKETS: Pole to have two (2) 1" wide x 2" high, square mounting brackets mechanically fastened to pole.
- DG1: LOGO SIGN PANEL WITH CUSTOM DECORATIVE BRACKET: shall be pre-assembled and mechanically fastened to pole and the sign panel mounting bracket arm. See DG1: Custom Decorative Bracket and Logo Sign Panels.
- Sign fabricator shall provide detailed shop drawings for mounting the sign panel to pole, see GENERAL NOTE #6, WSO.1.
- No fasteners or fittings shall be visible on sign face. Any reinforcement, fasteners, or fittings shall be painted so as to be inconspicuous. All exposed hardware shall be tamper proof fasteners.

- Fabricator/installer to determine wind load requirements for this sign type and reinforce as needed. Proper structural requirements for this sign to be determined by fabricator/installer.
- Sign fabricator/installer shall coordinate with pole manufacturer for the attachment of fabricated sign panel to metal pole. See WSO.1 GENERAL NOTES, #7.

#### DG1: INSTALLATION:

- Installation shall meet existing North Carolina Department of Transportation's specifications and regulations for the proper installation of signs and breakaway as required. If breakaway base is required, use TRANSPRO INDUSTRIES, INC - FHWA approved, or approved equal.
- Install all manufactured items, materials, and equipment in strict accordance with manufacturer's recommended specifications.
- Sign poles, foundations, and mountings shall be so constructed as to hold signs in a proper and permanent position, and to resist swaying in the wind or displacement by vandalism.

- See WS5.1, Sign Location Map: Downtown Detail for sign locations. Exact sign locations shall be determined by representative of the City of Morganton and/or by a representative of the North Carolina Department of Transportation.

#### DG1: CUSTOM DECORATIVE BRACKET AND LOGO SIGN PANEL:

- See WS2.7.2, Details-Logo Sign & Custom Decorative Bracket: Downtown Gateway & Trailblazer "B" Signs, Sheet 15.

**DG**  
1

DOWNTOWN GATEWAY SIGNS  
5 - TOTAL



# FRAZIER ASSOCIATES

ARCHITECTURE • COMMUNITY DESIGN • WAYFINDING  
213 NORTH AUGUSTA STREET, STAUNTON, VA 24401  
PHONE 540.886.6230 FAX 540.886.8629  
www.frazierassociates.com

## MORGANTON WAYFINDING SIGN SYSTEM

MORGANTON, NORTH CAROLINA

### REVISIONS

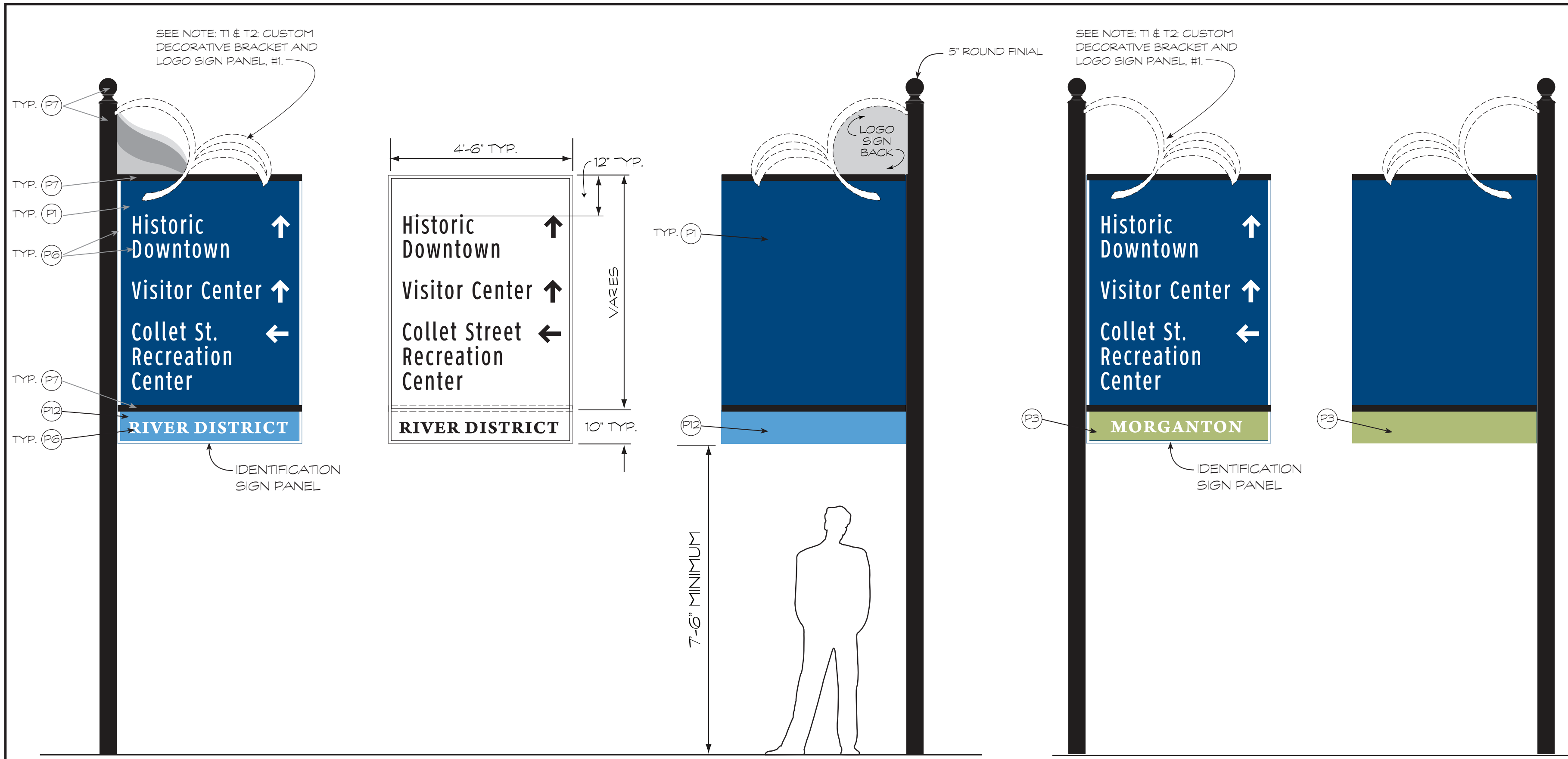
DATE	DESCRIPTION

PROJECT NUMBER: 2007.0051	SCALE: 1/2" = 1'-0"
PROJECT MANAGER: S. HANGER	CHECKED BY: M. PINCKNEY
DRAWN BY: S. HANGER	DATE: 07/15/09

DRAWING TITLE:  
DETAILS - TRAILBLAZER "A"  
POST AND PANEL SIGNS

# WS2.4

SHEET 10 OF 28



T1: TRAILBLAZER SIGN

T1: SIGN PANEL

T1: SIGN PANEL BACK AND MOUNTING

T2: TRAILBLAZER SIGN

T2: SIGN PANEL BACK AND MOUNTING

T	TRAILBLAZER "A" - RIVER DISTRICT SIGN
1	POST AND PANEL

T	TRAILBLAZER "A" - MORGANTON SIGN
2	POST AND PANEL

#### NOTES:

##### T1 & T2: SIGN PANEL:

- Sign to be single-sided, .125 aluminum panel. Sign panel shall be primed and painted as noted. Sign fabricator/installer shall follow paint manufacturer's recommended specifications.
- Sign panel shall have a UV protective coat of Matthews Paint #42228SP-Satin Clear Topcoat, or approved equal, APPLIED TO PAINTED SURFACES ONLY.
- All directional message text to be Clearview Hwy. font. Messages and arrows shall be reflective vinyl P6, electronically cut and applied to painted face of sign panel. Sign fabricator/installer shall follow manufacturer's recommended specifications.
- Identification panel text to be Arno Pro, Bold, all caps and shall be reflective vinyl P6.
- Face of sign to have a 1" border and shall be reflective vinyl, P6, electronically cut and applied to painted face of sign panel as noted.
- All type shall be outlined for digital output. Digital files shall be provided to fabricator/installer as Adobe Illustrator EPS or PDF files. See GENERAL NOTE #17, WSO.1.

##### T1 & T2: CUSTOM MOUNTING:

- POLE: 5" round steel pole, powder-coated black. Pole shall have a 5" round finial powder-coated black to match pole.
- MOUNTING BRACKETS: Pole to have two (2) 1" wide x 2" high, square mounting brackets mechanically fastened to pole.
- T1: LOGO SIGN PANEL WITH CUSTOM DECORATIVE BRACKET: shall be pre-assembled and mechanically fastened to pole and the sign panel mounting bracket arm. See T1 and T2: Custom Decorative Bracket and Logo Sign Panels.  
T2: CUSTOM DECORATIVE BRACKET: shall be mechanically fastened to pole and the sign panel mounting bracket arm. See T1 and T2: Custom Decorative Bracket and Logo Sign Panels.
- Sign fabricator/installer shall provide detailed shop drawings for mounting the sign panel, logo sign panel and the custom decorative bracket to pole and horizontal mounting arms, see GENERAL NOTE #6, WSO.1.
- No fasteners or fittings shall be visible on sign face. Any reinforcement, fasteners, or fittings shall be painted so as to be inconspicuous. All exposed hardware shall be tamper proof fasteners.
- Fabricator/Installer to determine wind load requirements for this sign type and reinforce as needed. Proper structural requirements for this sign to be determined by fabricator/installer.

- Sign fabricator/installer shall coordinate with pole manufacturer for the attachment of fabricated sign panel to metal pole. See WSO.1 GENERAL NOTES, #7.

##### T1 & T2: INSTALLATION:

- Installation shall meet North Carolina Department of Transportation's specifications and regulations for the proper installation of signs and be breakaway as required. If breakaway base is required, use TRANSPRO INDUSTRIES, INC - FHWA approved, or approved equal.
- Install all manufactured items, materials, and equipment in strict accordance with manufacturer's recommended specifications.
- Sign poles, foundations, and mountings shall be so constructed as to hold signs in a proper and permanent position, and to resist swaying in the wind or displacement by vandalism.
- See WS5.2, Sign Location Map, for sign locations. Exact sign locations shall be determined by representative of the City of Morganton and/or by a representative of the North Carolina Department of Transportation.

##### T1 AND T2: CUSTOM DECORATIVE BRACKET AND LOGO SIGN PANEL:

- See WS2.7.1, Details-Logo Sign & Custom Decorative Bracket: Primary Gateway and Trailblazer "A" Signs, Sheet 14.

##### PRIMARY COLOR PALETTE:

P1	MATTHEWS PAINT: MP1412-SATIN
P2	MATTHEWS PAINT: MP15267-SATIN
P3	MATTHEWS PAINT: MP11847-SATIN
P4	MATTHEWS PAINT: MP00422-SATIN
P5	MATTHEWS PAINT: MP15975-SATIN
P6	3M: HIGH INTENSITY GRADE PRISMATIC SHEETING
P7	BLACK

##### ADDITIONAL COLORS:

P8	MATTHEWS PAINT: MP07490-SATIN
P9	MATTHEWS PAINT: MP00969-SATIN
P10	MATTHEWS PAINT: MP1412-SATIN
P11	MATTHEWS PAINT: MP00015-SATIN
P12	MATTHEWS PAINT: MP13912-SATIN



# FRAZIER ASSOCIATES

ARCHITECTURE • COMMUNITY DESIGN • WAYFINDING  
213 NORTH AUGUSTA STREET, STAUNTON, VA 24401  
PHONE 540.886.6230 FAX 540.886.8629  
www.frazierassociates.com

MORGANTON WAYFINDING SIGN SYSTEM

MORGANTON, NORTH CAROLINA

## REVISIONS

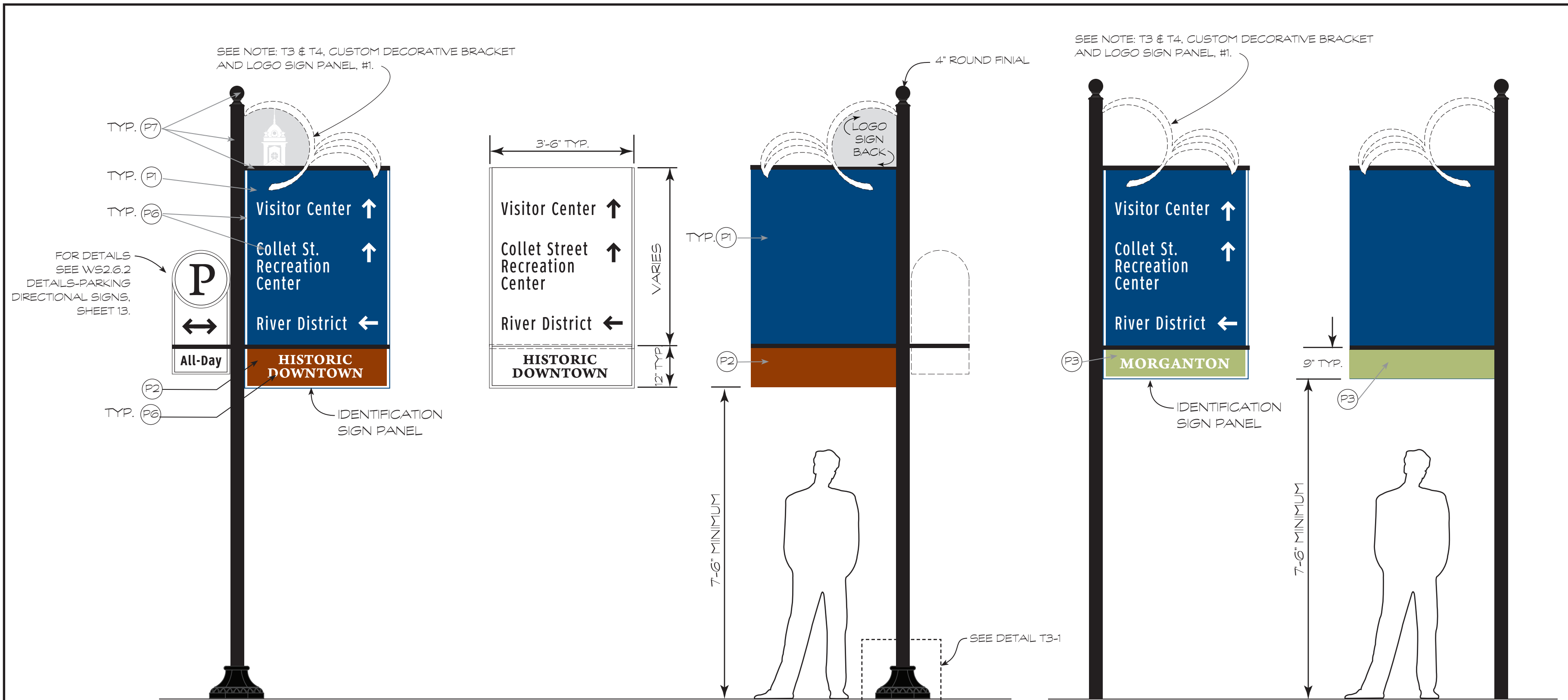
DATE	DESCRIPTION

PROJECT NUMBER: 2007.0051	SCALE: 1/2" = 1'-0"
PROJECT MANAGER: S. HANGER	CHECKED BY: M. PINCKNEY
DRAWN BY: S. HANGER	DATE: 07/15/09

DRAWING TITLE:  
DETAILS - TRAILBLAZER "B"  
POST AND PANEL SIGNS

# WS2.5

SHEET 11 OF 28



T3: TRAILBLAZER SIGN

T3: SIGN PANEL

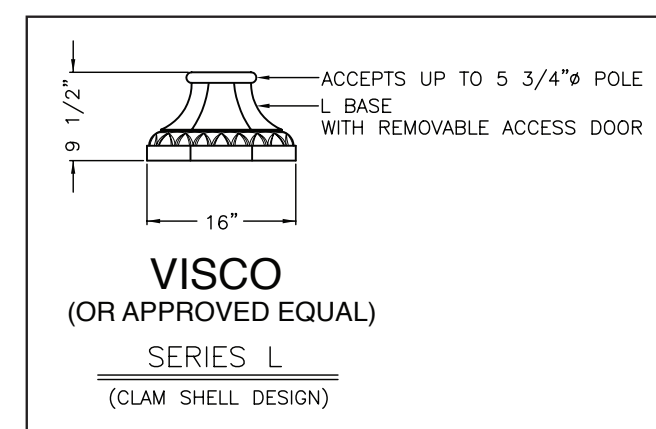
T3: SIGN PANEL BACK AND MOUNTING

T4: TRAILBLAZER SIGN

T4: SIGN PANEL BACK AND MOUNTING

**T**  
**3** HISTORIC DOWNTOWN TRAILBLAZER "B" SIGN POST AND PANEL

**P**  
**1** PARKING DIRECTIONAL SIGN MOUNTED WITH TRAILBLAZER



DETAIL T3-1

### PRIMARY COLOR PALETTE:

- P1** MATTHEWS PAINT: MPI4112-SATIN
- P2** MATTHEWS PAINT: MPI5967-SATIN
- P3** MATTHEWS PAINT: MPI847-SATIN
- P4** MATTHEWS PAINT: MPO0492-SATIN
- P5** MATTHEWS PAINT: MPI5975 -SATIN
- P6** 3M: HIGH INTENSITY GRADE PRISMATIC SHEETING
- P7** BLACK

**T**  
**4** MORGANTON TRAILBLAZER "B" SIGN POST AND PANEL

### NOTES:

#### T3 & T4: SIGN PANEL:

- Sign to be single-sided, .125 aluminum panel. Sign panel shall be primed and painted as noted. Sign fabricator/installer shall follow paint manufacturer's recommended specifications.
- Sign panel shall have a UV protective coat of Matthews Paint #42228SP-Satin Clear Topcoat, or approved equal, APPLIED TO PAINTED SURFACES ONLY.
- All directional message text to be Clearview Hwy. font. Messages and arrows shall be reflective vinyl P6, electronically cut and applied to painted face of sign panel. Sign fabricator/installer shall follow manufacturer's recommended specifications.
- Identification sign panel text to be Arno Pro, Bold, all caps and shall be reflective vinyl P6.
- Face of sign to have a 3/4" border and shall be reflective vinyl, P6, electronically cut and applied to painted face of sign panel as noted.
- All type shall be outlined for digital output. Digital files shall be provided to fabricator/installer as Adobe Illustrator EPS or PDF files. See GENERAL NOTE #17, WSO.1.

#### T3 & T4: CUSTOM MOUNTING:

- POLE: 4" round steel pole, powder-coated black. Pole shall have a 4" round finial powder-coated black to match pole.
- MOUNTING BRACKETS: Pole to have two (2) 1" wide x 2" high, square mounting brackets mechanically fastened to pole.
- T3: LOGO SIGN PANEL WITH CUSTOM DECORATIVE BRACKET: shall be pre-assembled and mechanically fastened to pole and top horizontal mounting bracket arm. See T3 and T4: Custom Decorative Bracket and Logo Sign Panel.  
T4: CUSTOM DECORATIVE BRACKET: shall be mechanically fastened to pole and the top horizontal mounting bracket arm. See T3 and T4: Custom Decorative Bracket and Logo Sign Panel.
- Sign fabricator/installer shall provide detailed shop drawings for mounting the sign panel, logo sign panel and the custom decorative bracket to pole and horizontal mounting arms, see GENERAL NOTE #6, WSO.1.
- No fasteners or fittings shall be visible on sign face. Any reinforcement, fasteners, or fittings shall be painted so as to be inconspicuous. All exposed hardware shall be tamper proof fasteners.

- Fabricator/Installer to determine wind load requirements for this sign type and reinforce as needed. Proper structural requirements for this sign to be determined by fabricator/installer.

#### T3 & T4: INSTALLATION:

- Installation shall meet North Carolina Department of Transportation's specifications and regulations for the proper installation of signs and be breakaway as required. If breakaway base is required, use TRANSPRO INDUSTRIES, INC - FHWA approved, or approved equal.
- Install all manufactured items, materials, and equipment in strict accordance with manufacturer's recommended specifications.
- Sign poles, foundations, and mountings shall be so constructed as to hold signs in a proper and permanent position, and to resist swaying in the wind or displacement by vandalism.
- See WS5.1, Sign Location Map: Downtown Detail for sign locations. Exact sign locations shall be determined by representative of the City of Morganton and/or by a representative of the North Carolina Department of Transportation.

#### T3 AND T4: CUSTOM DECORATIVE BRACKETS AND LOGO SIGN PANEL:

- See WS2.7.2, Details-Logo Sign & Custom Decorative Bracket: Downtown Gateway & Trailblazer "B" Signs, Sheet 15.

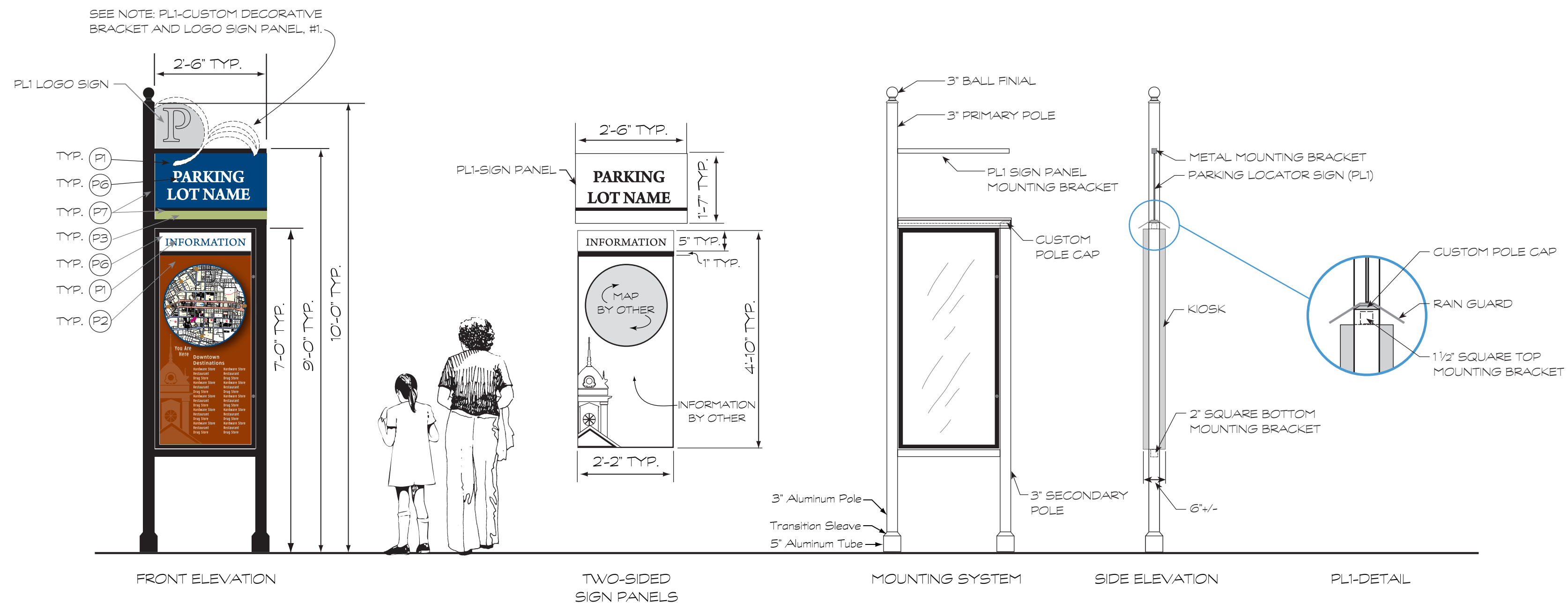


# FRAZIER ASSOCIATES

ARCHITECTURE • COMMUNITY DESIGN • WAYFINDING  
213 NORTH AUGUSTA STREET, STAUNTON, VA 24401  
PHONE 540.886.6230 FAX 540.886.8629  
www.frazierassociates.com

MORGANTON WAYFINDING SIGN SYSTEM

MORGANTON, NORTH CAROLINA



PL	DOWNTOWN PARKING LOCATOR/ KIOSK SIGN
1	POST AND PANEL

### PRIMARY COLOR PALETTE:

- (P1) MATTHEWS PAINT: MP1412-SATIN
- (P2) MATTHEWS PAINT: MP15967-SATIN
- (P3) MATTHEWS PAINT: MP1847-SATIN
- (P4) MATTHEWS PAINT: MP00492-SATIN
- (P5) MATTHEWS PAINT: MP15975 -SATIN
- (P6) 3M: HIGH INTENSITY GRADE PRISMATIC SHEETING
- (P7) BLACK

### NOTES:

#### PL1: SIGN PANEL:

- Sign to be double-sided, .100 aluminum panel. Sign panel shall be primed and painted as noted. Sign fabricator/installer shall follow paint manufacturer's recommended specifications.
- Sign panel shall have a UV protective coat of Matthews Paint #42228SP-Satin Clear Topcoat, or approved equal, APPLIED TO PAINTED SURFACES ONLY.
- Message text to be Arno Pro text; all caps. Message shall be reflective vinyl P6, electronically cut and applied to painted face of sign panel. Sign fabricator/installer shall follow manufacturer's recommended specifications.
- All type shall be outlined for digital output. Digital files shall be provided to fabricator/installer as Adobe Illustrator EPS or PDF files. See GENERAL NOTE #17, WSO.1.

#### PL1: CUSTOM MOUNTING:

- PRIMARY POLE:** 3" round aluminum pole, powder-coated black. Pole shall have a 3" round finial powder-coated black to match pole.  
**SECONDARY POLE:** 3" round aluminum pole, powder-coated black. Rain guard to be mechanically fastened to primary pole and secondary pole's custom cap.
- MOUNTING BRACKETS:**  
**PL1 Sign Panel Mounting Bracket:** 1" square horizontal mounting bracket arm to be powder-coated black and mechanically fastened to primary pole.  
**Kiosk Mounting Brackets:** Top bracket, 1 1/2" square and bottom bracket, 2" square horizontal mounting brackets. Brackets to be powder-coated black and mechanically fastened to both the primary and secondary poles.
- PL1: Logo sign panel with custom decorative bracket shall be pre-assembled and mechanically fastened to primary pole and the sign panel mounting bracket arm.
- KIOSK: to be Tablet & Ticket Co.- Custom, non-illuminated 950 Series, double sided with keyed entry and clear polycarbonate glazing, or approved equal. Kiosk manufacturer to provide shop drawings for kiosk and coordinate with sign fabricator/installer for fabrication/installation of kiosk.

- Sign fabricator/installer shall provide detailed shop drawings for assembly of the parking locator sign panel, logo sign panel, the custom decorative bracket and the kiosk to the poles, see GENERAL NOTE #6, WSO.1.
- No fasteners or fittings shall be visible on sign face. Any reinforcement, fasteners, or fittings shall be painted so as to be inconspicuous. All exposed hardware shall be tamper proof fasteners.
- Fabricator/installer to determine wind load requirements for this sign type and reinforce as needed. Proper structural requirements for this sign to be determined by fabricator/installer.
- Sign fabricator/installer shall coordinate with kiosk manufacturer for the fabrication/installation of the kiosk. See WSO.1 GENERAL NOTES, #7.

#### PL1: INSTALLATION:

- Installation shall meet existing North Carolina Department of Transportation's specifications and regulations for the proper installation of signs and be breakaway as required. If breakaway base is required, use TRANSPRO INDUSTRIES, INC - FHWA approved, or approved equal.
- Install all manufactured items, materials, and equipment in strict accordance with manufacturer's recommended specifications.

- Sign poles, foundations, and mountings shall be so constructed as to hold signs in a proper and permanent position, and to resist swaying in the wind or displacement by vandalism.
- See WS5.1, Sign Location Map: Downtown Detail for sign locations. Exact sign locations shall be determined by representative of the City of Morganton and/or by a representative of the North Carolina Department of Transportation.

#### PL1: CUSTOM DECORATIVE METAL BRACKET:

- See WS2.7.3, Details-Logo Sign & Custom Decorative Bracket: Secondary Gateway & Kiosk Signs, Sheet 16.

PL	PARKING LOCATOR/ KIOSK SIGNS
1	3 (+/-) - TOTAL

### REVISIONS

DATE	DESCRIPTION

PROJECT NUMBER: 2007.0051	SCALE: 1/2" = 1'-0"
PROJECT MANAGER: S. HANGER	CHECKED BY: M. PINCKNEY
DRAWN BY: S. HANGER	DATE: 07/15/09

DRAWING TITLE:  
DETAILS - DOWNTOWN PARKING LOCATOR/KIOSK SIGNS

# WS2.6.1

SHEET 12 OF 28



# FRAZIER ASSOCIATES

ARCHITECTURE • COMMUNITY DESIGN • WAYFINDING  
213 NORTH AUGUSTA STREET, STAUNTON, VA 24401  
PHONE 540.886.6230 FAX 540.886.8629  
www.frazierassociates.com

MORGANTON WAYFINDING SIGN SYSTEM

MORGANTON, NORTH CAROLINA

## REVISIONS

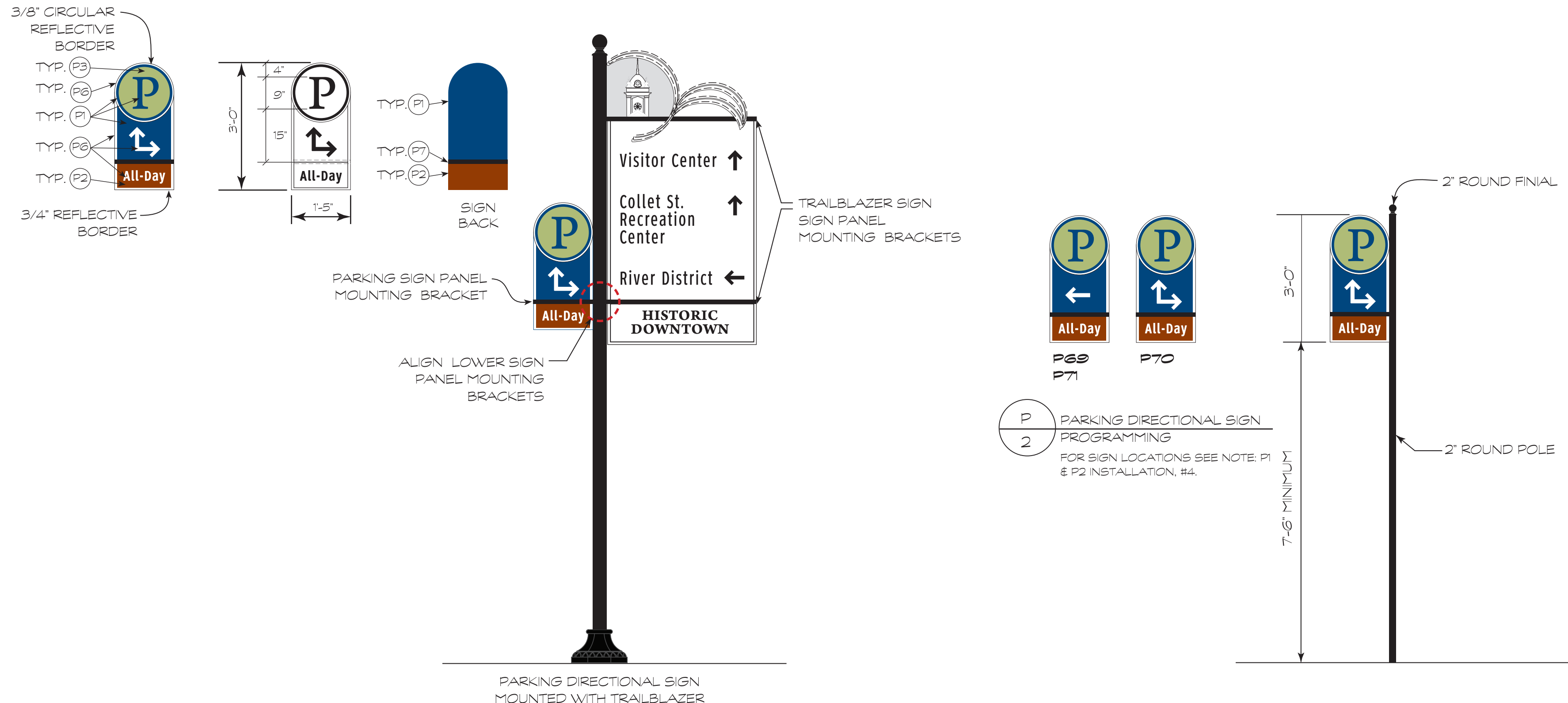
DATE	DESCRIPTION

PROJECT NUMBER: 2007.0051	SCALE: 1/2" = 1'-0"
PROJECT MANAGER: S. HANGER	CHECKED BY: M. PINCKNEY
DRAWN BY: S. HANGER	DATE: 07/15/09

DRAWING TITLE:  
DETAILS - PARKING  
DIRECTIONAL SIGNS

# WS2.6.2

SHEET 13 OF 28



**P**  
**2**

PARKING DIRECTIONAL SIGN PROGRAMMING  
FOR SIGN LOCATIONS SEE NOTE: P1 & P2 INSTALLATION, #4.

**P**  
**2**

PARKING DIRECTIONAL SIGN STAND-ALONE

**P**  
**1**

PARKING DIRECTIONAL SIGN MOUNTED WITH TRAILBLAZER

FOR SIGN PROGRAMMING AND LOCATIONS SEE NOTE: P1 & P2 INSTALLATION, #5.

- PRIMARY COLOR PALETTE:**
- P1** MATTHEWS PAINT: MP14112-SATIN
  - P2** MATTHEWS PAINT: MP15967-SATIN
  - P3** MATTHEWS PAINT: MP11847-SATIN
  - P4** MATTHEWS PAINT: MPO0492-SATIN
  - P5** MATTHEWS PAINT: MP15975-SATIN
  - P6** 3M: HIGH INTENSITY GRADE PRISMATIC SHEETING
  - P7** BLACK

### NOTES:

#### P1 & P2 : SIGN PANEL:

- Sign to be single-sided, .100 aluminum panel. Sign panel sides and back to be primed and painted as noted. Sign fabricator/installer shall follow paint manufacturer's recommended specifications.
- Sign panel shall have a UV protective coat of Matthews Paint #42228SP-Satin Clear Topcoat, or approved equal, APPLIED TO PAINTED SURFACES ONLY.
- SIGN PANEL FACE: shall be direct digital printed using UV curable inks to 3M-High Intensity Grade Prismatic Sheeting and applied to face of parking directional sign panel. Sign fabricator/installer shall color match inks to Matthews Paints specified and shall provide color samples for approval. Sign fabricator/installer shall follow manufacturer's recommended specifications.
- Message text to be all caps. Message shall be reflective vinyl P6.
- All type shall be outlined for digital output. Digital files shall be provided to fabricator/installer as Adobe Illustrator EPS or PDF files. See GENERAL NOTE #17, WSO.1.

#### P1 : CUSTOM MOUNTING:

- Sign panel to be mechanically attached to lower horizontal mounting bracket and pole. Lower horizontal mounting bracket shall align with the trailblazer sign lower horizontal mounting bracket.
- MOUNTING BRACKET:  
Sign Panel Mounting Bracket: 1" wide x 2" high, square horizontal mounting bracket arm to be powder-coated black and mechanically fastened to 4" trailblazer pole.
- Sign fabricator/installer shall provide detailed shop drawings for mounting the sign panel to pole and horizontal mounting arm, see GENERAL NOTE #6, WSO.1.4.
- No fasteners or fittings shall be visible on sign face. Any reinforcement, fasteners, or fittings shall be painted so as to be inconspicuous. All exposed hardware shall be tamper proof fasteners.
- Fabricator/Installer to determine wind load requirements for this sign type and reinforce as needed. Proper structural requirements for this sign to be determined by fabricator/installer.

#### P2 : CUSTOM MOUNTING:

- Sign panel to be mechanically attached to 2" round metal pole with 2" round finial. Pole and finial to be powder-coated black.
- MOUNTING BRACKET:  
Sign Panel Mounting Bracket: 1" square horizontal mounting bracket arm to be powder-coated black and mechanically fastened to 2" pole.
- Sign fabricator/installer shall provide detailed shop drawings for mounting the sign panel to pole and horizontal mounting arm, see GENERAL NOTE #6, WSO.1.4.
- No fasteners or fittings shall be visible on sign face. Any reinforcement, fasteners, or fittings shall be painted so as to be inconspicuous. All exposed hardware shall be tamper proof fasteners.
- Fabricator/Installer to determine wind load requirements for this sign type and reinforce as needed. Proper structural requirements for this sign to be determined by fabricator/installer.

#### P1 & P2 : INSTALLATION:

- Installation shall meet North Carolina Department of Transportation's specifications and regulations for the proper installation of signs.
- Install all manufactured items, materials, and equipment in strict accordance with manufacturer's recommended specifications.
- Sign poles, foundations, and mountings shall be so constructed as to hold signs in a proper and permanent position, and to resist swaying in the wind or displacement by vandalism.
- For Stand-Alone Parking Signs: See WS5.1, Sign Location Map: Downtown Detail for sign locations, Sheet 27. Exact sign locations shall be determined by representative of the City of Morganton.
- For Parking Directional Signs: See WS4.2.1-WS4.2.3, Sign Programming: Trailblazer "B" Signs and WS5.1, Sign Location Map: Downtown Detail. Exact sign locations shall be determined by representative of the City of Morganton and/or by a representative of the North Carolina Department of Transportation.



# FRAZIER ASSOCIATES

ARCHITECTURE • COMMUNITY DESIGN • WAYFINDING  
213 NORTH AUGUSTA STREET, STAUNTON, VA 24401  
PHONE 540.886.6230 FAX 540.886.8629  
www.frazierassociates.com

MORGANTON WAYFINDING SIGN SYSTEM

MORGANTON, NORTH CAROLINA

## REVISIONS

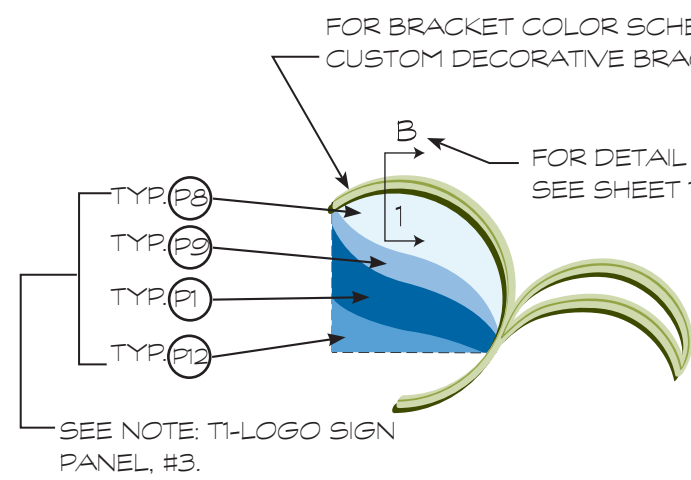
DATE	DESCRIPTION

PROJECT NUMBER: 2007.0051	SCALE: AS NOTED
PROJECT MANAGER: S. HANGER	CHECKED BY: M. PINCKNEY
DRAWN BY: S. HANGER	DATE: 07/15/09

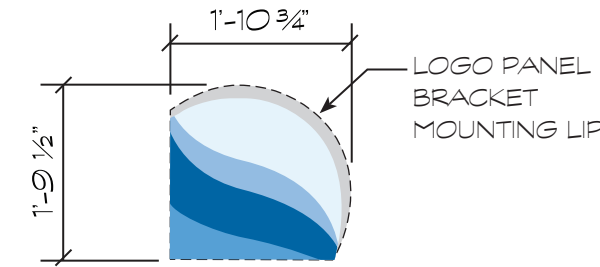
DRAWING TITLE:  
DETAILS - LOGO SIGN & CUSTOM  
DECORATIVE BRACKET; PRIMARY  
GATEWAY & TRAILBLAZER 'A' SIGNS

# WS2.7.1

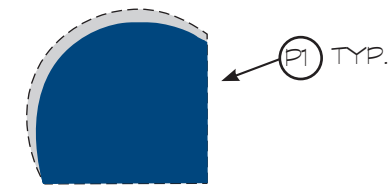
SHEET 14 OF 28



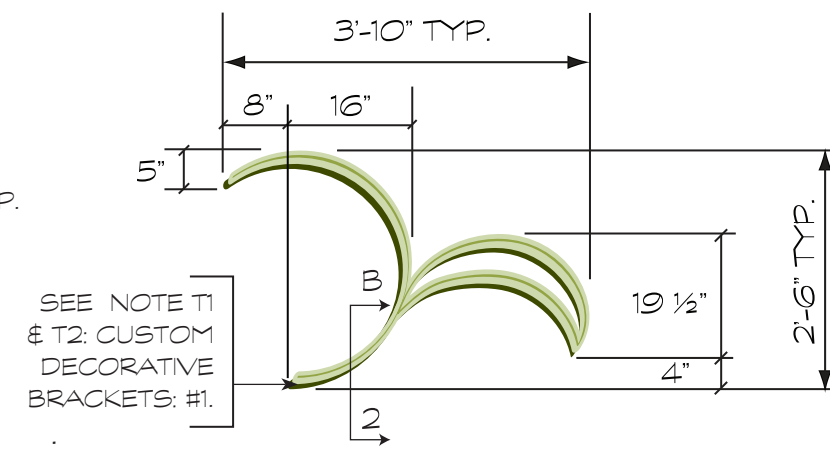
ASSEMBLED LOGO SIGN DETAIL  
T1.1



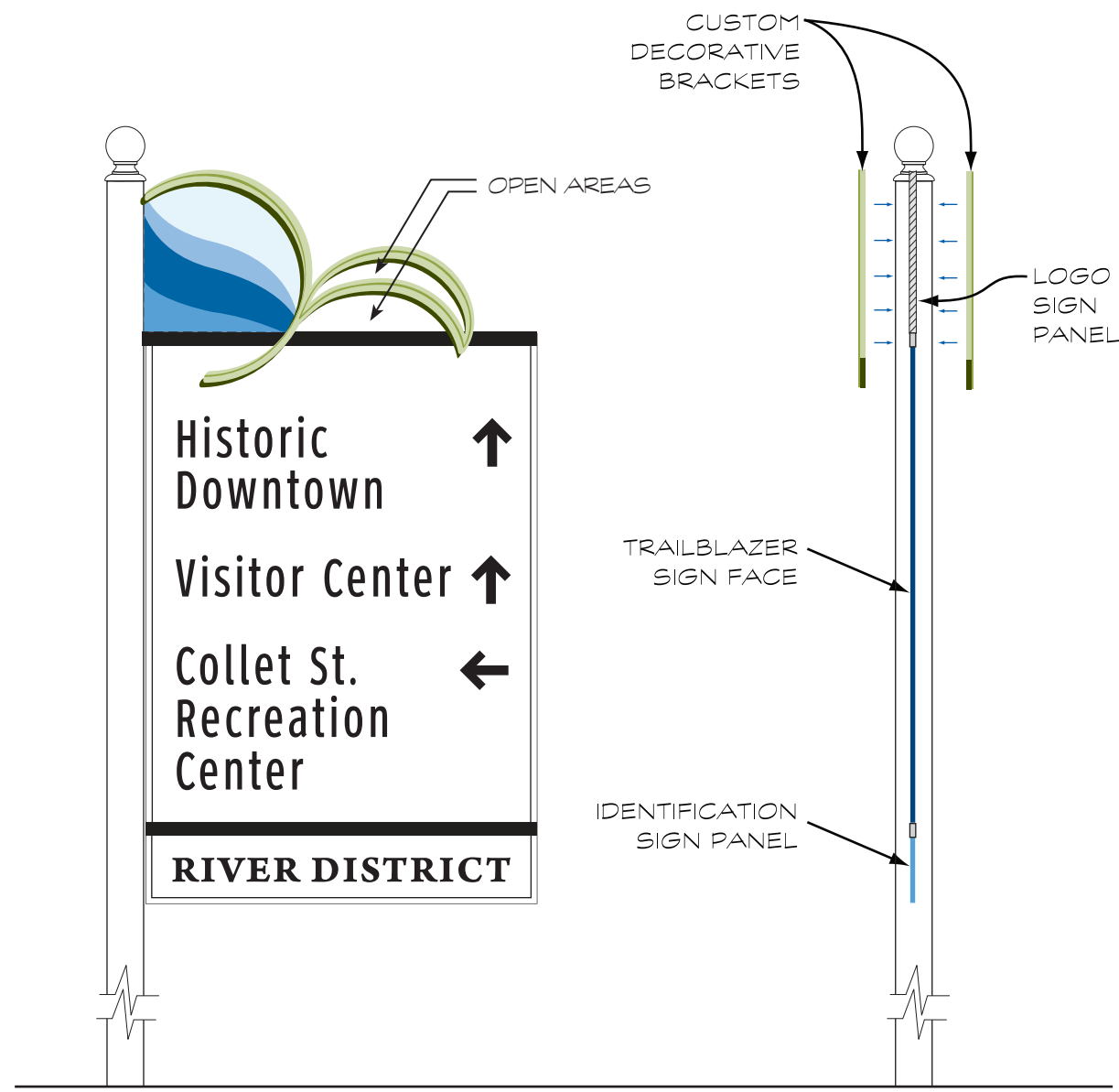
LOGO SIGN PANEL DETAIL  
T1.2



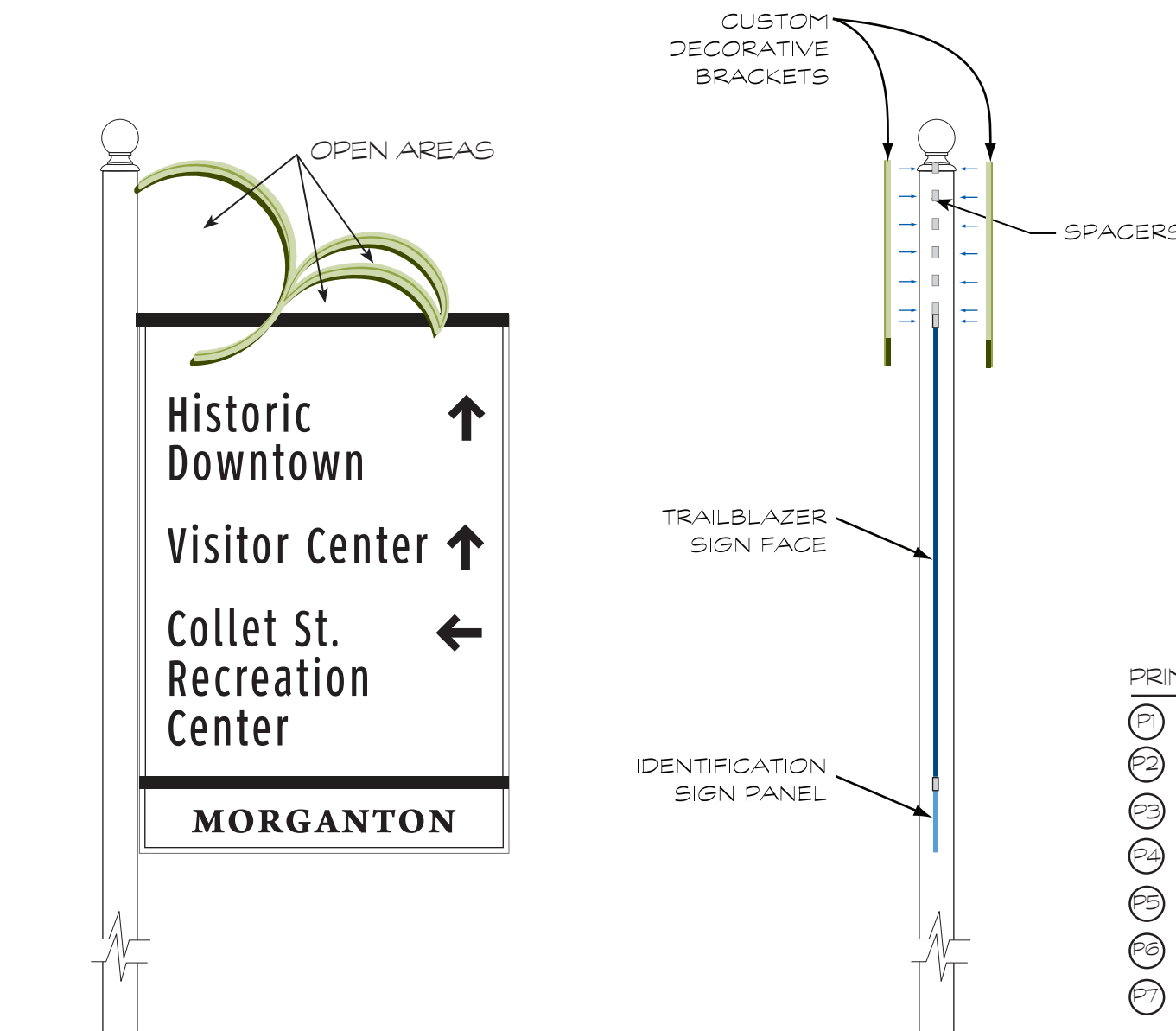
LOGO SIGN BACK  
T1.3



SIGN BRACKET DETAIL  
G1, T1 & T2



T1 - RIVER DISTRICT SIGN ASSEMBLY



T2 - MORGANTON SIGN ASSEMBLY

### PRIMARY COLOR PALETTE:

- P1 MATTHEWS PAINT: MP14112-SATIN
- P2 MATTHEWS PAINT: MP15967-SATIN
- P3 MATTHEWS PAINT: MP11847-SATIN
- P4 MATTHEWS PAINT: MP00492-SATIN
- P5 MATTHEWS PAINT: MP15975-SATIN
- P6 3M: HIGH INTENSITY GRADE PRISMATIC SHEETING
- P7 BLACK

### ADDITIONAL COLORS:

- P8 MATTHEWS PAINT: MP07490-SATIN
- P9 MATTHEWS PAINT: MP00969-SATIN
- P10 MATTHEWS PAINT: MP14112-SATIN
- P11 MATTHEWS PAINT: MP00015-SATIN
- P12 MATTHEWS PAINT: MP13912-SATIN

### NOTES:

#### T1 : LOGO SIGN PANEL:

- Sign to be a single-sided, 1" thick laminated aluminum panel with a honeycomb core. All sign reinforcement shall be internal. Sign panel to be primed and painted blue, P1. Sign fabricator/installer shall follow paint manufacturer's recommended specifications.
- Sign panel shall have a UV protective coat of Matthews Paint #42228SP-Satin Clear Topcoat, or approved equal, APPLIED TO BACK PAINTED SURFACE ONLY.
- SIGN PANEL FACE: shall be direct digital printed, using UV curable inks, to 3M-High Intensity Grade Prismatic Sheeting and applied to face of logo sign panel. Sign fabricator/installer shall color match inks to Matthew Paints specified and shall provide color samples for approval. Sign fabricator/installer shall follow manufacturer's recommended specifications.
- Digital files shall be provided to fabricator/installer as Adobe Illustrator EPS or PDF files. See GENERAL NOTE #17, WSO.1.

#### G1 : PRIMARY GATEWAY CUSTOM DECORATIVE BRACKET :

- BRACKET : To be custom, decorative shape, two-piece aluminum bracket. Prime and paint bracket as noted, see WS2.7.3, Detail B-3, Sheet 16.
- BRACKET MOUNTING : Bracket to be mechanically attached to face and back of primary gateway sign panel.
- Sign fabricator/installer shall provide detailed shop drawings for mounting the bracket to the sign panel, see GENERAL NOTE #6, WSO.1.4.
- No fasteners or fittings shall be visible on sign face. Any reinforcement, fasteners, or fittings shall be painted so as to be inconspicuous. All exposed hardware shall be tamper proof fasteners.
- Fabricator/installer to determine wind load requirements for this design element and reinforce as needed. Proper structural requirements for this design element to be determined by fabricator/installer.

#### T1 & T2 : CUSTOM DECORATIVE BRACKETS:

- BRACKET : To be decorative shape, two-piece aluminum bracket, details B-1 & B-2. Prime and paint bracket as noted, detail B-3. For details see WS2.7.3, Details: Logo Sign & Custom Decorative Bracket. Secondary Gateway & Kiosk Signs, Sheet 16.
- T1 : BRACKET MOUNTING : Logo sign panel to be sandwiched between front and back bracket pieces and mechanically fastened together. Bracket and logo sign assembly to be mechanically attached to both the pole and the 1" x 2" square horizontal sign panel mounting bracket.
- T2 : BRACKET MOUNTING : 1" thick spacers to be sandwiched between front and back bracket pieces and mechanically fastened together. Bracket assembly to be mechanically attached to both the pole and the 1" x 2" square horizontal sign panel mounting bracket.
- Sign fabricator/installer shall provide detailed shop drawings for mounting the custom decorative bracket assemblies to the pole and horizontal mounting arm, see GENERAL NOTE #6, WSO.1.4.

- No fasteners or fittings shall be visible on sign face. Any reinforcement, fasteners, or fittings shall be primed and painted so as to be inconspicuous. All exposed hardware shall be tamper proof fasteners.
- Fabricator/installer to determine wind load requirements for this sign type and reinforce as needed. Proper structural requirements for this sign type and or bracket to be determined by fabricator/installer.

#### G1, T1 & T2 : INSTALLATION:

- Installation shall meet North Carolina Department of Transportation's specifications and regulations for the proper installation of signs.
- Install all manufactured items, materials, and equipment in strict accordance with manufacturer's recommended specifications.
- Sign poles, foundations, and mountings shall be so constructed as to hold signs in a proper and permanent position, and to resist swaying in the wind or displacement by vandalism.

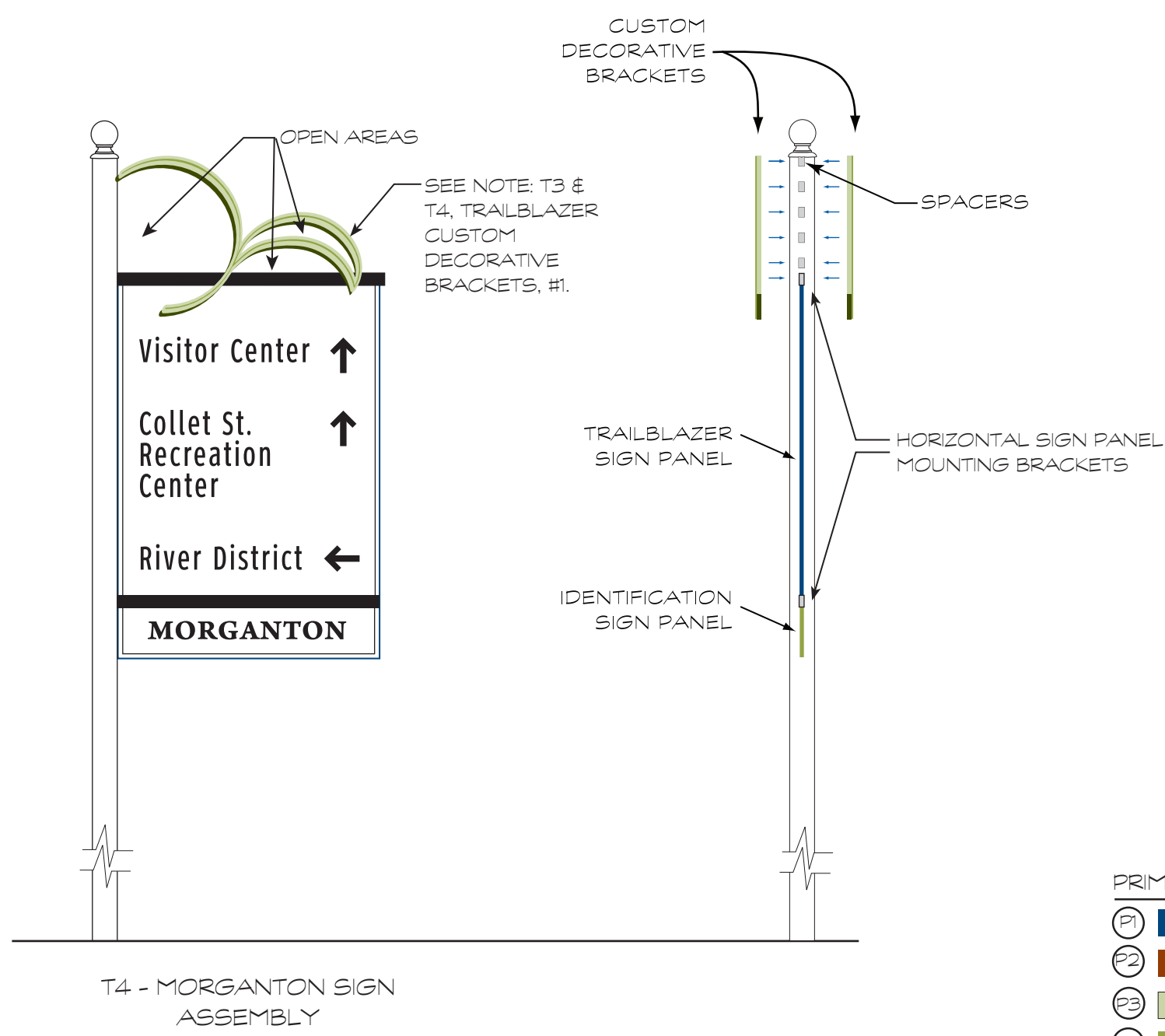
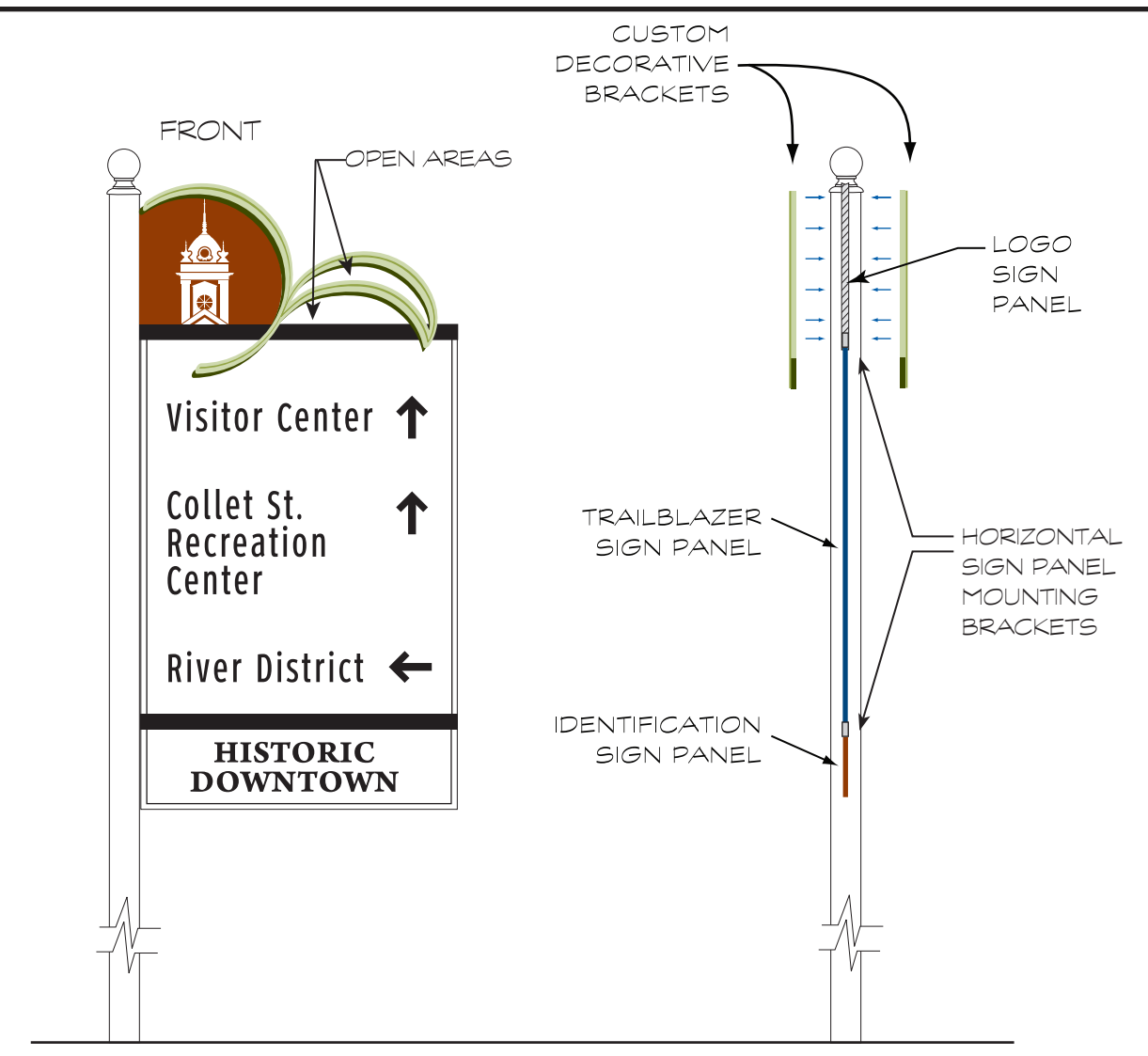
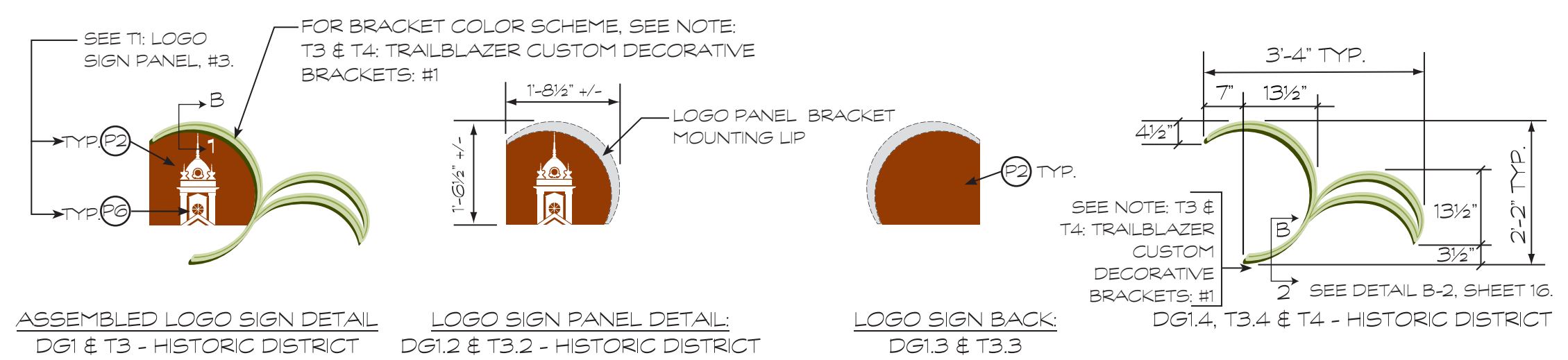


# FRAZIER ASSOCIATES

ARCHITECTURE • COMMUNITY DESIGN • WAYFINDING  
213 NORTH AUGUSTA STREET, STAUNTON, VA 24401  
PHONE 540.886.6230 FAX 540.886.8629  
www.frazierassociates.com

MORGANTON WAYFINDING SIGN SYSTEM

MORGANTON, NORTH CAROLINA



PRIMARY COLOR PALETTE:

P1	MATTHEWS PAINT: MP14112-SATIN
P2	MATTHEWS PAINT: MP15967-SATIN
P3	MATTHEWS PAINT: MP11847-SATIN
P4	MATTHEWS PAINT: MP00492-SATIN
P5	MATTHEWS PAINT: MP15975-SATIN
P6	3M: HIGH INTENSITY GRADE PRISMATIC SHEETING
P7	BLACK

### NOTES:

- T1: LOGO SIGN PANEL:**
- Sign to be a single-sided, 1" thick laminated aluminum panel with a honeycomb core. All sign reinforcement shall be internal. Sign panel face shall be primed and painted red, P2. Sign fabricator/installer shall follow paint manufacturer's recommended specifications.
  - Sign panel shall have a UV protective coat of Matthews Paint #42228SP-Satin Clear Topcoat, or approved equal, APPLIED TO PAINTED SURFACES ONLY.
  - SIGN PANEL FACE: shall be direct digital printed, using UV curable inks, to 3M-High Intensity Grade Prismatic Sheeting and applied to face of logo sign panel. Sign fabricator/installer shall color match inks to Matthew Paints specified and shall provide color samples for approval. Sign fabricator/installer shall follow manufacturer's recommended specifications.
  - Digital files shall be provided to fabricator/installer as Adobe Illustrator EPS or PDF files. See GENERAL NOTE #17, WSO.1.
- DG1: DOWNTOWN GATEWAY CUSTOM DECORATIVE BRACKET:**
- BRACKET: To be custom, decorative shape, two-piece aluminum bracket. Prime and paint bracket as noted, see WS2.7.3, Detail B-3, Sheet 16.
  - BRACKET MOUNTING: Logo sign panel to be sandwiched between front and back bracket pieces and mechanically fastened together. Bracket and logo sign assembly to be mechanically attached to both the pole and the 1" x 2" square horizontal sign panel mounting bracket.
  - Sign fabricator/installer shall provide detailed shop drawings for mounting the bracket to the sign panel, see GENERAL NOTE #6, WSO.1.4.
  - No fasteners or fittings shall be visible on sign face. Any reinforcement, fasteners, or fittings shall be painted so as to be inconspicuous. All exposed hardware shall be tamper proof fasteners.
  - Fabricator/installer to determine wind load requirements for this sign type and reinforce as needed. Proper structural requirements for this sign type to be determined by fabricator/installer.
- T3 & T4: TRAILBLAZER CUSTOM DECORATIVE BRACKETS:**
- BRACKET: To be decorative shape, two-piece aluminum bracket, see details B-1 and B-2. Prime and paint bracket as noted, see Detail B-3. For details see WS2.7.3, Details-Logo Sign & Custom Decorative Bracket: Secondary Gateway & Kiosk Signs, Sheet 16.
  - T3: BRACKET MOUNTING: Logo sign panel to be sandwiched between front and back bracket pieces and mechanically fastened together. Bracket and logo sign assembly to be mechanically attached to both the pole and the 1" x 2" square horizontal sign panel mounting bracket.
  - T4: BRACKET MOUNTING: 1" thick spacers to be sandwiched between front and back bracket pieces and mechanically fastened together. Bracket assembly to be mechanically attached to both the pole and the 1" x 2" square horizontal sign panel mounting bracket.
  - Sign fabricator/installer shall provide detailed shop drawings for mounting the custom decorative bracket assemblies to the pole and horizontal mounting arm, see GENERAL NOTE #6, WSO.1.4.
- No fasteners or fittings shall be visible on sign face. Any reinforcement, fasteners, or fittings shall be primed and painted so as to be inconspicuous. All exposed hardware shall be tamper proof fasteners.
  - Fabricator/installer to determine wind load requirements for this sign type and reinforce as needed. Proper structural requirements for this sign and or bracket to be determined by fabricator/installer.
- G2, T3 & T4: INSTALLATION:**
- Installation shall meet North Carolina Department of Transportation's specifications and regulations for the proper installation of signs.
  - Install all manufactured items, materials, and equipment in strict accordance with manufacturer's recommended specifications.
  - Sign poles, foundations, and mountings shall be so constructed as to hold signs in a proper and permanent position, and to resist swaying in the wind or displacement by vandalism.

### REVISIONS

DATE	DESCRIPTION

PROJECT NUMBER: 2007.0051	SCALE: AS NOTED
PROJECT MANAGER: S. HANGER	CHECKED BY: M. PINCKNEY
DRAWN BY: S. HANGER	DATE: 07/15/09

DRAWING TITLE:  
DETAILS - LOGO SIGN & CUSTOM DECORATIVE BRACKET: DOWNTOWN GATEWAY & TRAILBLAZER "B" SIGNS



# FRAZIER ASSOCIATES

ARCHITECTURE • COMMUNITY DESIGN • WAYFINDING  
213 NORTH AUGUSTA STREET, STAUNTON, VA 24401  
PHONE 540.886.6230 FAX 540.886.8629  
www.frazierassociates.com

MORGANTON WAYFINDING SIGN SYSTEM

MORGANTON, NORTH CAROLINA

## REVISIONS

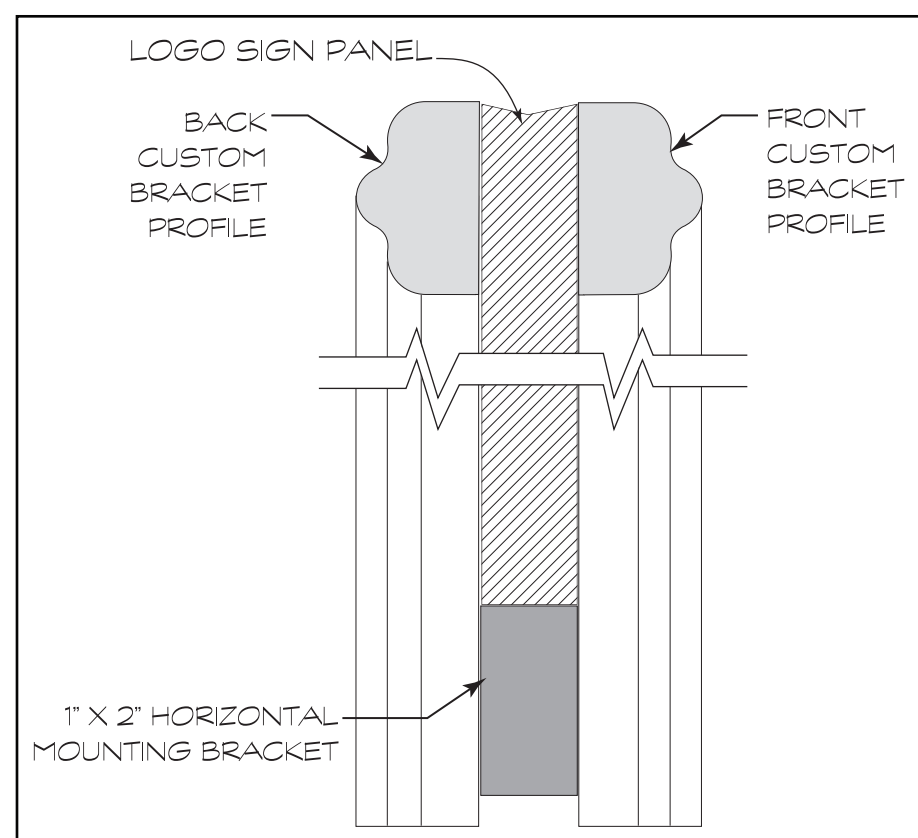
DATE	DESCRIPTION

PROJECT NUMBER: 2007.0051	SCALE: AS NOTED
PROJECT MANAGER: S. HANGER	CHECKED BY: M. PINCKNEY
DRAWN BY: S. HANGER	DATE: 07/15/09

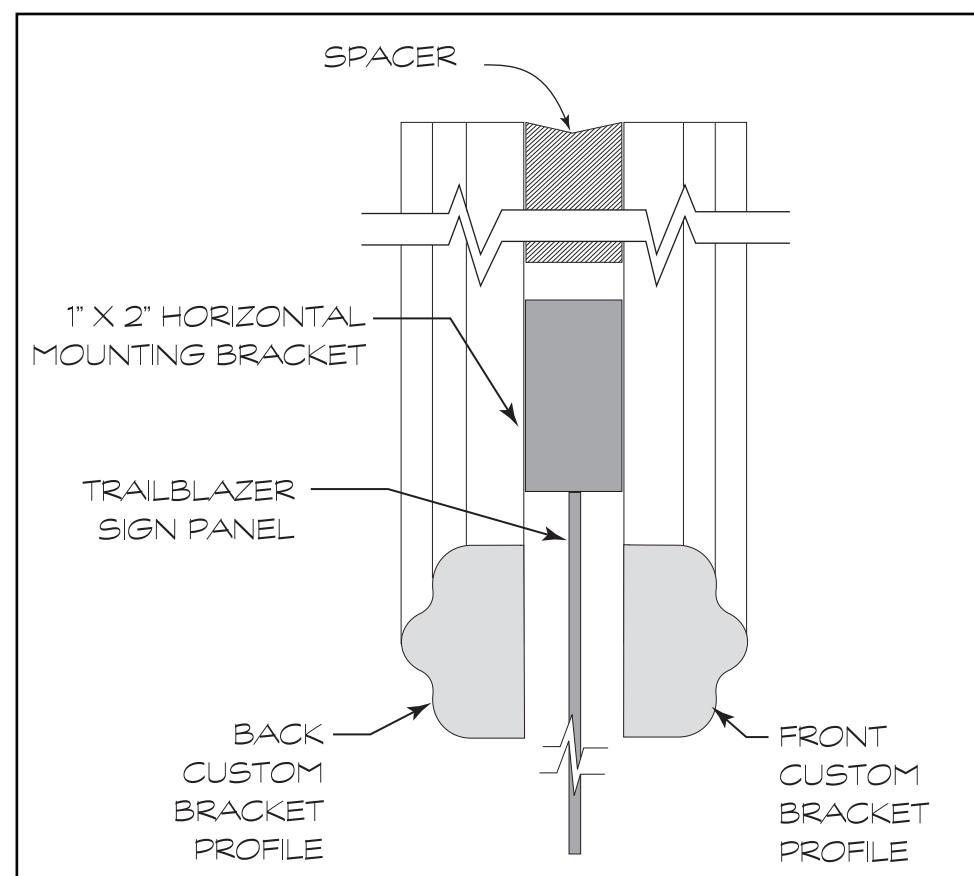
DRAWING TITLE:  
DETAILS - LOGO SIGN & CUSTOM  
DECORATIVE BRACKET; SECONDARY  
GATEWAY & KIOSK SIGNS

# WS2.7.3

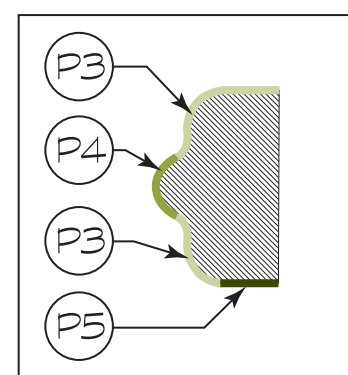
SHEET 16 OF 28




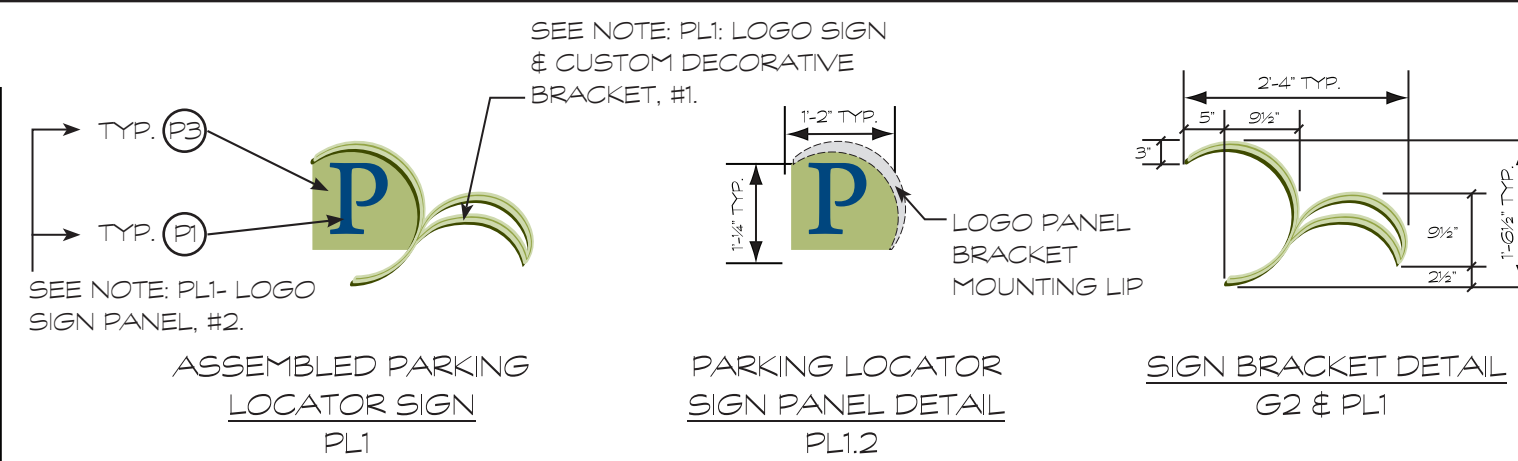
**DETAIL B-1**  
2-PIECE BRACKET WITH  
LOGO SIGN



**DETAIL B-2:**  
2-PIECE V BRACKET WITHOUT  
LOGO SIGN



**DETAIL B-3**  
BRACKET COLOR  
SCHEME



PL1 - PARKING LOCATOR AND KIOSK  
SIGN ASSEMBLY

G2 - SECONDARY GATEWAY SIGN  
ASSEMBLY

### PRIMARY COLOR PALETTE:

- P1 ■ MATTHEWS PAINT: MP14112-SATIN
- P2 ■ MATTHEWS PAINT: MP15967-SATIN
- P3 ■ MATTHEWS PAINT: MP11847-SATIN
- P4 ■ MATTHEWS PAINT: MP00492-SATIN
- P5 ■ MATTHEWS PAINT: MP15975 -SATIN
- P6 ■ 3M: HIGH INTENSITY GRADE PRISMATIC SHEETING
- P7 ■ BLACK

### NOTES:

#### PL1 : LOGO SIGN PANEL:

- Sign to be a 2-sided, 1" thick laminated aluminum panel with a honeycomb core. All sign reinforcement shall be internal. Sign panel to be primed and painted light green, P3. Sign fabricator/installer shall follow paint manufacturer's recommended specifications.
- SIGN PANEL FACE: shall be direct digital printed, using UV curable inks, to 3M-High Intensity Grade Prismatic Sheeting and applied to both sides of logo sign panel. Sign fabricator/installer shall color match inks to Matthew Paints specified and shall provide color samples for approval. Sign fabricator/installer shall follow manufacturer's recommended specifications.
- Digital files shall be provided to fabricator/installer as Adobe Illustrator EPS or PDF files. See GENERAL NOTE #17, WSO.1.

#### PL1 : LOGO SIGN & CUSTOM DECORATIVE BRACKET:

- BRACKET : To be decorative shape, 2-piece aluminum bracket, see Detail B-1. Prime and paint bracket as noted, see Detail B-3.
- PL1 : BRACKET MOUNTING : Logo sign panel to be sandwiched between front and back bracket pieces and mechanically fastened together. Bracket and logo sign assembly to be mechanically

- attached to both the pole and the 1" x 2" square horizontal sign panel mounting bracket.
- Sign fabricator/installer shall provide detailed shop drawings for mounting the custom decorative bracket assemblies to the pole and horizontal mounting arm, see GENERAL NOTE #6, WSO.1.4.
- No fasteners or fittings shall be visible on sign face. Any reinforcement, fasteners, or fittings shall be primed and painted so as to be inconspicuous. All exposed hardware shall be tamper proof fasteners.
- Fabricator/installer to determine wind load requirements for this sign type and reinforce as needed. Proper structural requirements for this sign and or bracket to be determined by fabricator/installer.

#### G2 : SECONDARY GATEWAY CUSTOM DECORATIVE BRACKET :

- BRACKET : To be custom, decorative shape, aluminum bracket. Prime and paint front piece of bracket as noted, see Detail B-3. Bracket shall appear on face of the sign panel only.
- BRACKET MOUNTING : Bracket to be mechanically attached to face of secondary gateway sign panel.

- Sign fabricator/installer shall provide detailed shop drawings for mounting the bracket to the sign panel, see GENERAL NOTE #6, WSO.1.4.
- No fasteners or fittings shall be visible on sign face. Any reinforcement, fasteners, or fittings shall be painted so as to be inconspicuous. All exposed hardware shall be tamper proof fasteners.
- Proper structural requirements for this design element to be determined by fabricator/installer.

#### G2 & PL1 : INSTALLATION:

- Installation shall meet North Carolina Department of Transportation's specifications and regulations for the proper installation of signs.
- Install all manufactured items, materials, and equipment in strict accordance with manufacturer's recommended specifications.
- Sign poles, foundations, and mountings shall be so constructed as to hold signs in a proper and permanent position, and to resist swaying in the wind or displacement by vandalism.



# GENERAL SPECIFICATIONS

## SUMMARY

This Section includes the following:  
Non-Illuminated post and panel signs.  
Monumental masonry gateway signs.

## PERFORMANCE REQUIREMENTS

**Structural Performance:** Provide post and panel signs capable of withstanding the effects of gravity loads and the following loads and stresses within limits and under conditions indicated:

**Wind Loads:** To be determined by sign fabricator/installer.

**Thermal Movements:** Provide post and panel signs that allow for thermal movements resulting from the following maximum change (range) in ambient and surface temperatures by preventing buckling, opening of joints, overstressing of components, failure of connections, and other detrimental effects. Base engineering calculation on surface temperatures of materials due to both solar heat gain and nighttime-sky heat loss.

**Temperature Change (Range):** 120 deg. F (67 deg. C), ambient; 180 deg. F (100 deg. C), material surfaces.

## SUBMITTALS

**Product Data:** For each type of product indicated.

**Shop Drawings:** Show fabrication and installation details for all sign types.

Include sections, details, and attachments to other work.

Include a representative sample of graphic symbols required in each panel. Show graphic style, colors, finishes, typestyles, and graphic symbol.

**Sign Schedule:** Use same designations indicated on Drawings.

## QUALITY ASSURANCE

**Installer Qualifications:** An employer of workers trained and approved by manufacturer.

**Fabricator/Installer Qualifications:** Shop that employs skilled workers who custom-fabricate products similar to those required for this Project and whose products have a record of successful in-service performance.

## PROJECT CONDITIONS

**Weather Limitations:** Proceed with installation only when existing weather conditions permit installation of signs to be performed according to manufacturers' written instructions and warranty requirements.

**Field Measurements:** Indicate measurements on Shop Drawings.

## COORDINATION

Coordinate installation of anchorages for post and panel/pylon signage. Furnish setting drawings, templates, and directions for installing anchorages and other items that are to be embedded in concrete.

## WARRANTY

**Special Warranty:** Manufacturer's standard form in which manufacturer agrees to repair or replace components of post and panel signs that fail in materials or workmanship within specified warranty period.

Failures include, but are not limited to, the following:  
Deterioration of metal finishes beyond normal weathering.

Deterioration of embedded graphic image colors and sign lamination.

**Warranty Period:** Five years from date of Substantial Completion.

## MATERIALS

As indicated per specific sign types.

For steel exposed to view on completion, provide materials having flat, smooth surfaces without blemishes. Do not use materials whose surfaces exhibit pitting, seam marks, roller marks, rolled trade names, or roughness.

**Custom Paint Colors:** Match Pantone Color Matching System.

**Color:** As selected by Architect/Designer from manufacturer's full range.

## POST AND PANEL SIGNS

**Available Manufacturers:** Subject to compliance with requirements, manufacturers offering products that may be incorporated into the Work include, but are not limited to, the following: See PDF file of "List of Manufacturers" included with CD's.

## PANEL SIGNS

**Sign Message Panels:** Provide smooth sign panel surfaces constructed to remain flat under installed conditions within a tolerance of plus or minus 1/16 inch (1.5 mm) measured diagonally from corner to corner.

Coordinate dimensions and attachment methods to produce message panels with closely fitting joints. Align edges and surfaces with one another in the relationship indicated.

Increase metal thickness or reinforce with concealed stiffeners or backing materials as needed to produce surfaces without distortion, buckles, warp, or other surface deformations.

Continuously weld joints and seams unless other methods are indicated; grind, fill, and dress welds to produce smooth, flush, exposed surfaces with welds invisible after final finishing.

See different sign types for material specifications.

## POSTS

**General:** Fabricate poles to lengths required for mounting method indicated.

**Direct-Burial Method:** Provide poles 36 inches (910 mm) longer than height of sign to permit direct embedment in concrete foundations.

**Baseplate Method:** Provide poles with baseplates, flanges, or other fittings, welded to bottom of poles. Drill holes in baseplate for anchor-bolt connection.

Provide anchor bolts of size required for connecting poles to concrete foundations.

**Reverse Sleeve Method:** Provide inserts recommended by manufacturer, sized for close fit inside poles. Size inserts for direct embedment in concrete foundations and to attach sign poles securely and prevent sign from overturning when subjected to normal loading conditions prevailing at Project site, but not less than 1/3 of pole height plus 36 inches (910 mm) for embedment. Drill poles and inserts for through-bolts for fastening them together.

Provide bolts for fastening poles to inserts.

**Aluminum Posts:** Manufacturer's standard 0.125-inch- (3.18-mm-) thick, extruded-aluminum tubing, with vertical slots to engage sign panels. Provide stop blocks in slots to hold panels in position. Include pole caps, fillers, spacers, junction boxes, access panels, and related accessories required for complete installation.

**Square Posts:** As indicated.

**Rectangular Posts:** As indicated.

**Semicircular Posts:** As indicated.

**Rounded-End Posts:** As indicated.

**Beveled-Corner Posts:** As indicated.

**Post Finish:** As indicated.

**Color:** As indicated.

**Steel Posts:** As indicated.

**Post Size:** As indicated.

**Post Finish:** As indicated.

**Color:** As indicated.

## ACCESSORIES

**Anchors and Inserts:** Provide nonferrous-metal or hot-dip galvanized anchors and inserts for exterior installations and elsewhere as required for corrosion resistance. Use toothed steel or lead expansion-bolt devices for drilled-in-place anchors. Furnish inserts, as required, to be set into concrete or masonry work.

## FABRICATION

**General:** Provide manufacturer's standard post and panel signs of configurations indicated.

**Welded Connections:** Comply with AWS standards for recommended practices in shop welding. Provide welds behind finished surfaces without distortion or discoloration of exposed side. Clean exposed welded surfaces of welding flux and dress exposed and contact surfaces. Mill joints to tight, hairline fit. Form joints exposed to weather to exclude water penetration.

Preassemble signs in the shop to greatest extent possible. Disassemble signs only as necessary for shipping and handling limitations. Clearly mark units for reassembly and installation in location not exposed to view after final assembly.

Conceal fasteners if possible; otherwise, locate fasteners where they shall be inconspicuous.

## MATTHEWS PAINT

**General:** Provided coatings to be used on various substrates shall be Matthews Acrylic Polyurethane manufactured by Matthews Paint, 8201 100th Street, Pleasant Prairie, WI 53158. The system must be an ultraviolet inhibited aliphatic acrylic polyurethane system engineered for extreme color and gloss retention making it extremely light fast, weather and wear resistant. The coating should withstand chipping, color-fade, gloss loss and graffiti on interior and exterior surfaces. The surfaces must be prepared, primed and finish coated in accordance with the coating manufacturer's instructions. See Matthews' website [www.matthewspaint.com](http://www.matthewspaint.com).

Matthews Paint is a division of PPG Industries.

## FINISHES, GENERAL

Comply with NAAMM's "Metal Finishes Manual for Architectural and Metal Products" for recommendations for applying and designating finishes.

Protect mechanical finishes on exposed surfaces from damage by applying a strippable, temporary protective covering before shipping.

**Appearance of Finished Work:** Variations in appearance of abutting or adjacent pieces are acceptable if they are within one-half of the range of approved Samples. Noticeable variations in the same piece are not acceptable. Variations in appearance of other components are acceptable if they are within the range of approved Samples and are assembled or installed to minimize contrast.

## EXECUTION

### EXAMINATION

Examine substrates, areas, and conditions, with installer present, for compliance with requirements for installation tolerances and other conditions affecting performance of work.

Verify that items, including anchor inserts, are sized and located to accommodate signs.

Proceed with installation only after unsatisfactory conditions have been corrected.

### INSTALLATION

**Excavation:** Excavate for sign foundation to elevations and dimensions indicated. Reconstruct sub-grade that is not firm, undisturbed, or compacted soil, or that is damaged by freezing temperatures, frost, rain, accumulated water, or construction activities by excavating a further 12 inches (300 mm), backfilling with satisfactory soil, and compacting to original subgrade elevation.

**Baseplate mounting method:**

Excavate hole depths approximately 39 inches (990 mm) below finished grade.

Set anchor bolts and other embedded items required for installation of signs. Use templates furnished by suppliers of items to be attached.

Protect portion of poles above ground from concrete splatter.

Locate signs and accessories where indicated, using mounting methods of types described and complying with manufacturer's written instructions.

Install signs level, plumb, and at heights indicated, with sign surfaces free of distortion and other defects in appearance.

**Mechanical Fasteners:** Use non-removable mechanical fasteners placed through pre-drilled holes. Attach signs with fasteners and anchors suitable for secure attachment to substrate as recommended in writing by sign manufacturer.

### CLEANING AND PROTECTION

After installation, clean soiled sign surfaces according to manufacturer's written instructions. Protect signs from damage until acceptance by Owner.



## FRAZIER ASSOCIATES

ARCHITECTURE • COMMUNITY DESIGN • WAYFINDING  
213 NORTH AUGUSTA STREET, STAUNTON, VA 24401  
PHONE 540.886.6230 FAX 540.886.8629  
[www.frazierassociates.com](http://www.frazierassociates.com)

MORGANTON WAYFINDING SIGN SYSTEM

MORGANTON, NORTH CAROLINA

## REVISIONS

DATE	DESCRIPTION

PROJECT NUMBER: 2007.0051	SCALE: NTS
PROJECT MANAGER: S. HANGER	CHECKED BY: M. PINCKNEY
DRAWN BY:	DATE: 07/15/09

DRAWING TITLE: GENERAL SPECIFICATIONS
--

# WS3.1

SHEET 17 OF 28



**FRAZIER ASSOCIATES**

ARCHITECTURE • COMMUNITY DESIGN • WAYFINDING  
213 NORTH AUGUSTA STREET, STAUNTON, VA 24401  
PHONE 540.886.6230 FAX 540.886.8629  
www.frazierassociates.com

MORGANTON WAYFINDING SIGN SYSTEM

MORGANTON, NORTH CAROLINA

REVISIONS

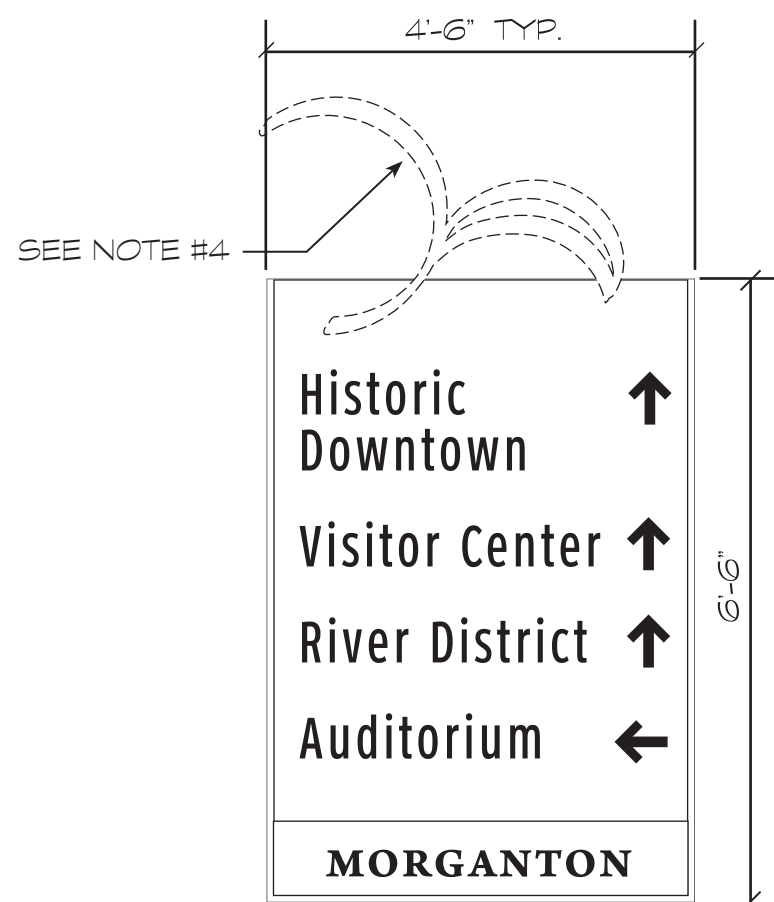
DATE	DESCRIPTION

PROJECT NUMBER 2007.0051	SCALE: 1/2" = 1'-0"
PROJECT MANAGER: S. HANGER	CHECKED BY: M. PINCKNEY
DRAWN BY: S. HANGER	DATE: 07/15/09

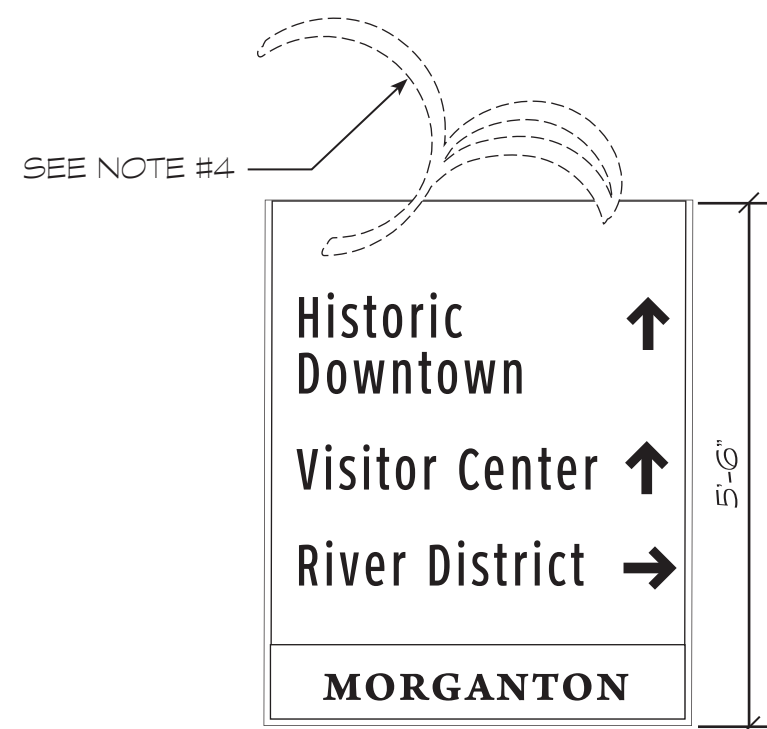
DRAWING TITLE:  
SIGN PROGRAMMING:  
TRAILBLAZER "A" SIGNS

**WS4.1**

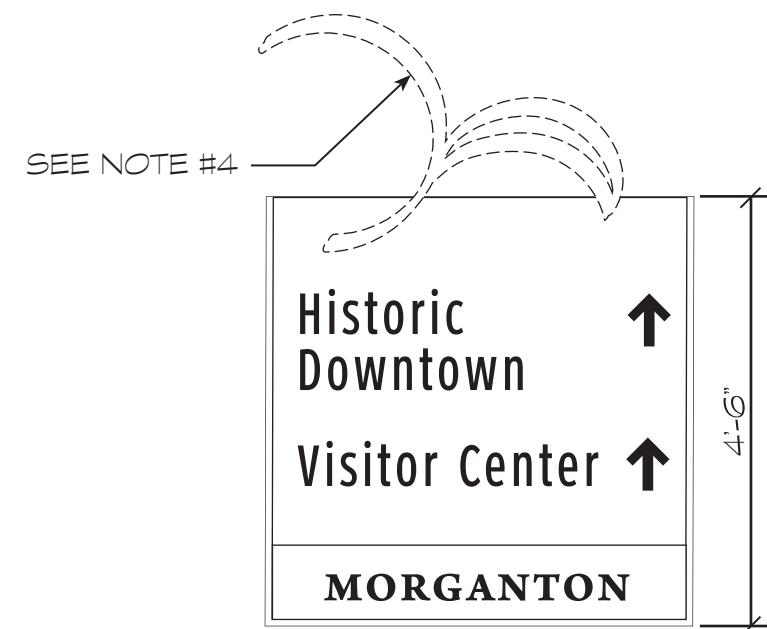
SHEET 18 OF 28



T2-1



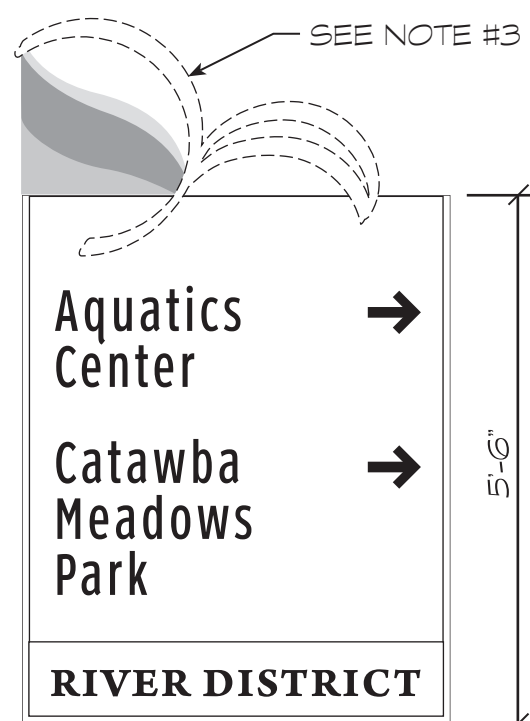
T2-2



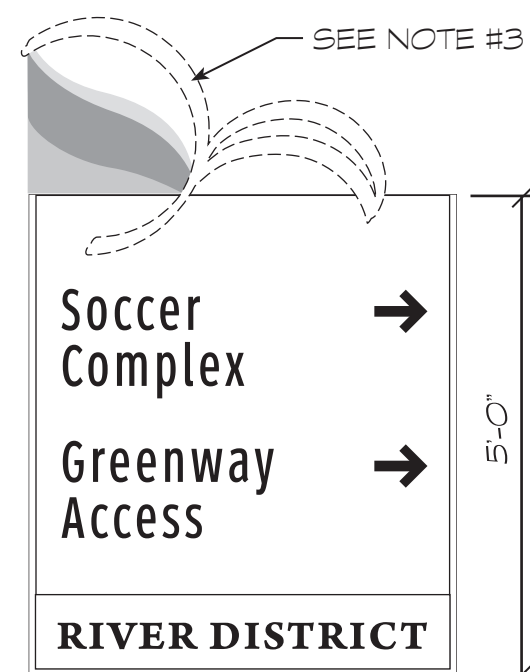
T2-3



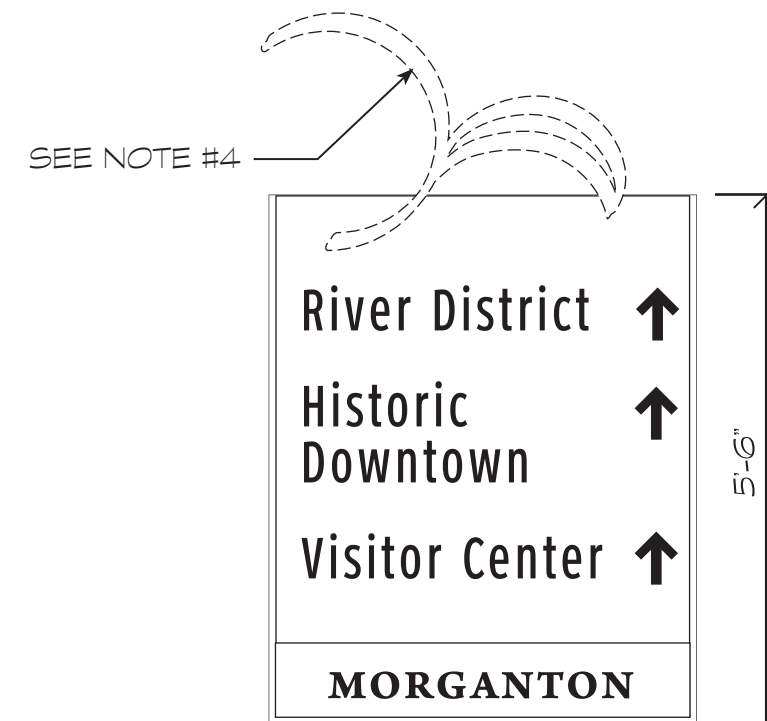
T1-10



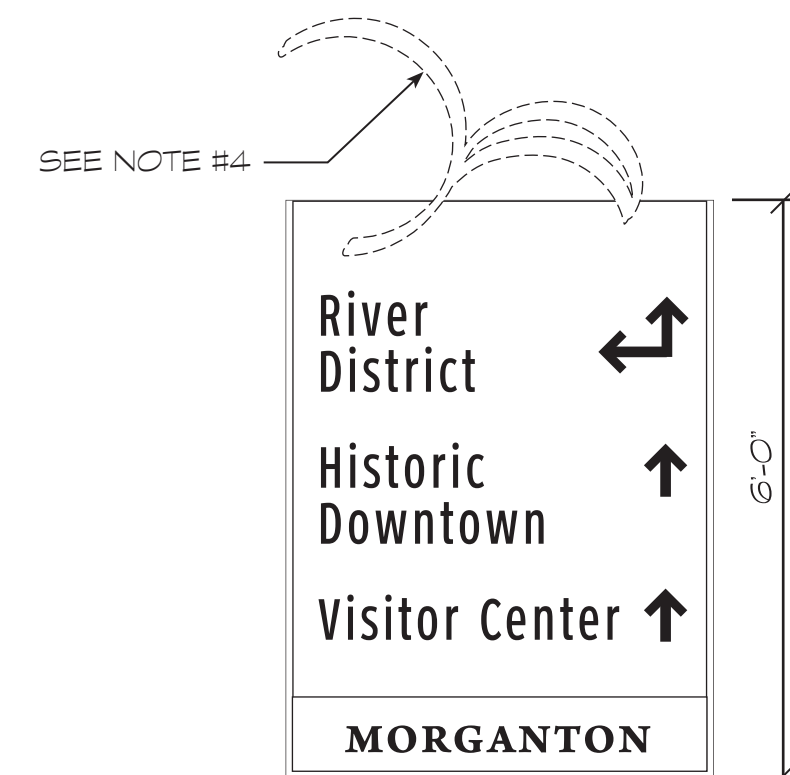
T1-11



T1-12



T2-13



T2-14

NOTES:

- FOR SIGN LOCATIONS REFER TO SIGN LOCATION MAP; GATEWAYS AND TRAILBLAZERS ON SHEET WS5.2.
- ADDITIONAL SIGN PANEL (S) TO BE LOCATED ON SAME MOUNTING POST AS TRAILBLAZER SIGN AND IN SAME LOCATION. DETAILS FOR ADDITIONAL SIGN (S), SEE WS2.7.1, DETAILS-LOGO SIGN AND CUSTOM DECORATIVE MOUNTING BRACKET; PRIMARY GATEWAY AND TRAILBLAZER "A" SIGNS AND WS2.7.3, DETAILS-LOGO SIGN AND CUSTOM DECORATIVE MOUNTING BRACKET; SECONDARY GATEWAY AND KIOSK SIGNS.
- T1 SIGN TYPE: TO HAVE LOGO SIGN WITH CUSTOM DECORATIVE BRACKET ASSEMBLY WITH "RIVER DISTRICT" IDENTIFICATION SIGN PANEL. DETAILS FOR LOGO SIGN ASSEMBLY, SEE WS2.7.1, DETAILS-LOGO SIGNS AND DECORATIVE MOUNTING BRACKET; PRIMARY GATEWAY AND TRAILBLAZER "A" SIGNS.
- T2 SIGN TYPE: TO HAVE CUSTOM DECORATIVE BRACKET WITH "MORGANTON" IDENTIFICATION SIGN PANEL. DETAILS FOR CUSTOM DECORATIVE BRACKET, SEE WS2.7.1, DETAILS-LOGO SIGN AND CUSTOM DECORATIVE MOUNTING BRACKET; PRIMARY GATEWAY AND TRAILBLAZER "A" SIGNS.



# FRAZIER ASSOCIATES

ARCHITECTURE • COMMUNITY DESIGN • WAYFINDING  
213 NORTH AUGUSTA STREET, STAUNTON, VA 24401  
PHONE 540.886.6230 FAX 540.886.8629  
www.frazierassociates.com

## MORGANTON WAYFINDING SIGN SYSTEM

MORGANTON, NORTH CAROLINA

### REVISIONS

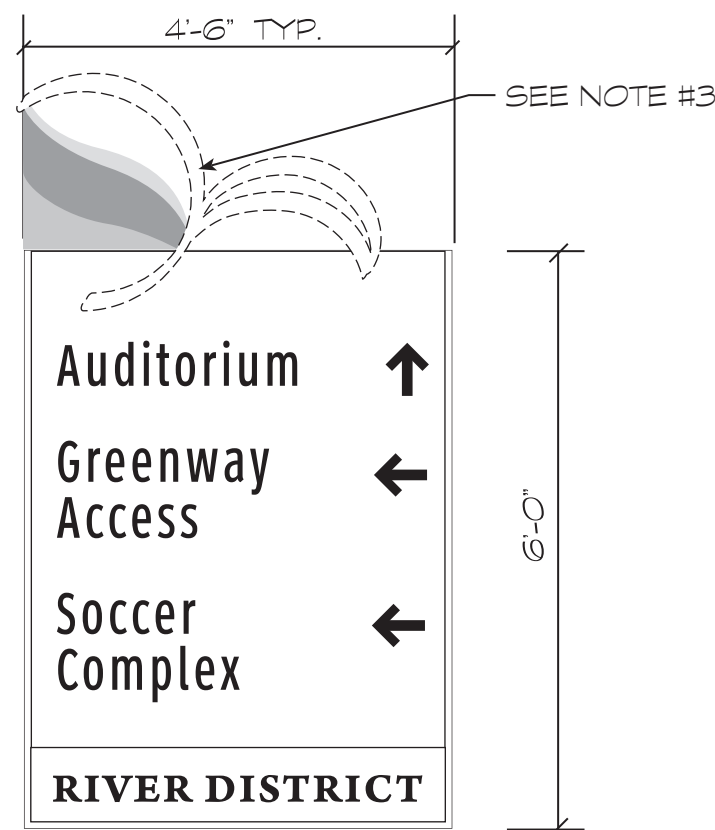
DATE	DESCRIPTION

PROJECT NUMBER 2007.0051	SCALE: 1/2" = 1'-0"
PROJECT MANAGER: S. HANGER	CHECKED BY: M. PINCKNEY
DRAWN BY: S. HANGER	DATE: 07/15/09

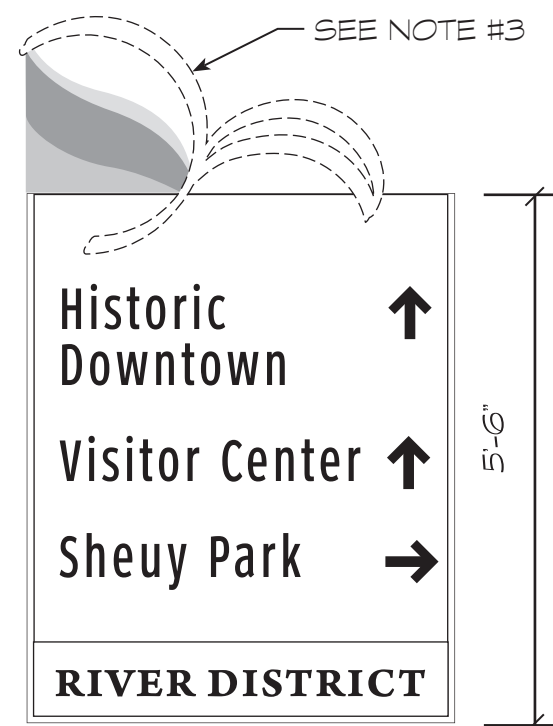
DRAWING TITLE:  
SIGN PROGRAMMING:  
TRAILBLAZER "A" SIGNS

# WS4.1.2

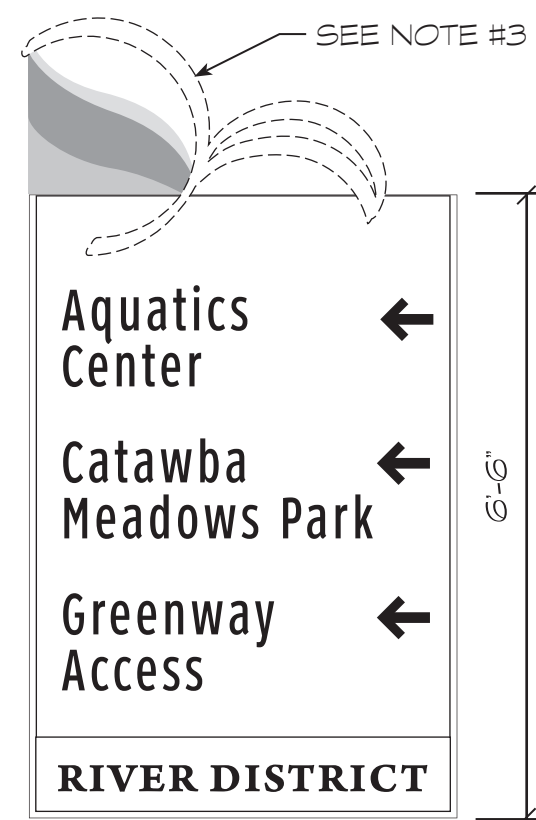
SHEET 19 OF 28



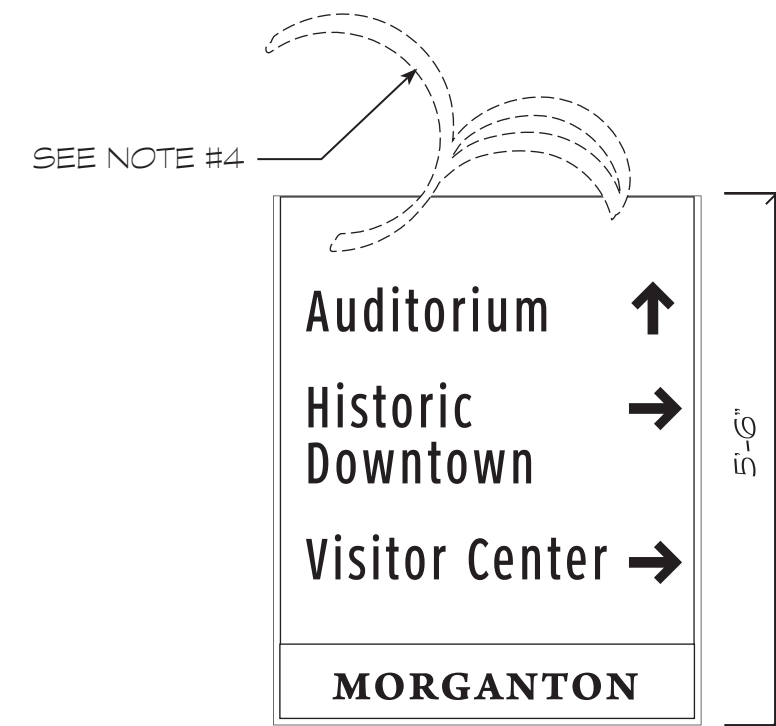
T1-15



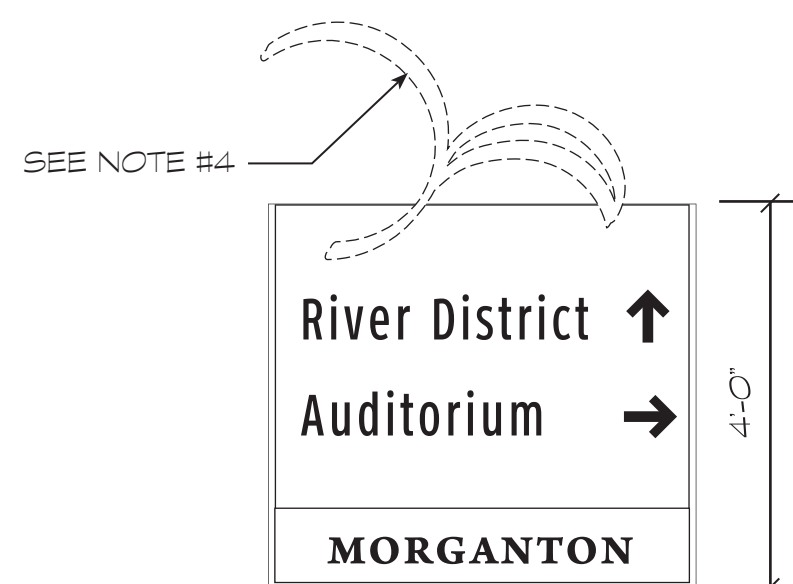
T1-16



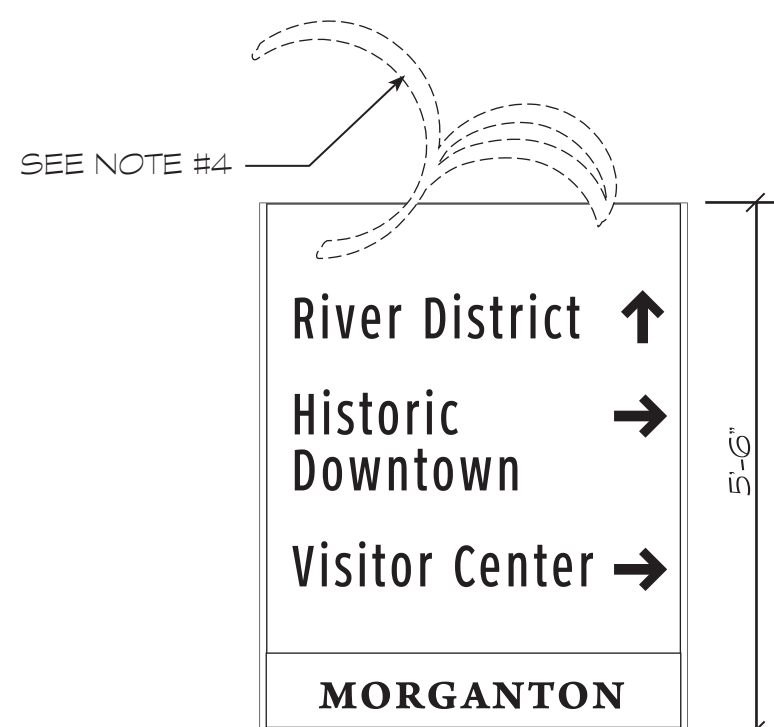
T1-17



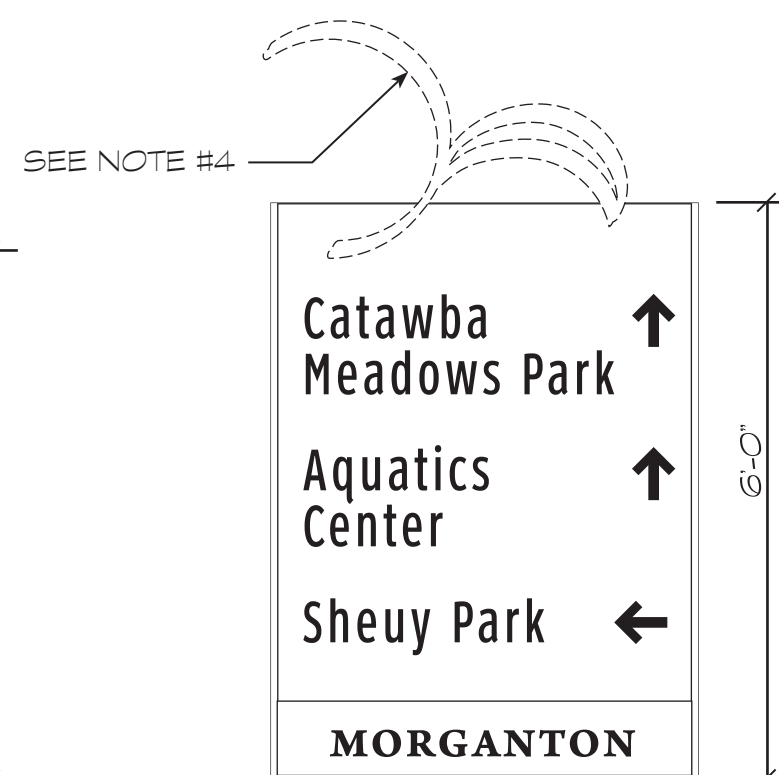
T2-23



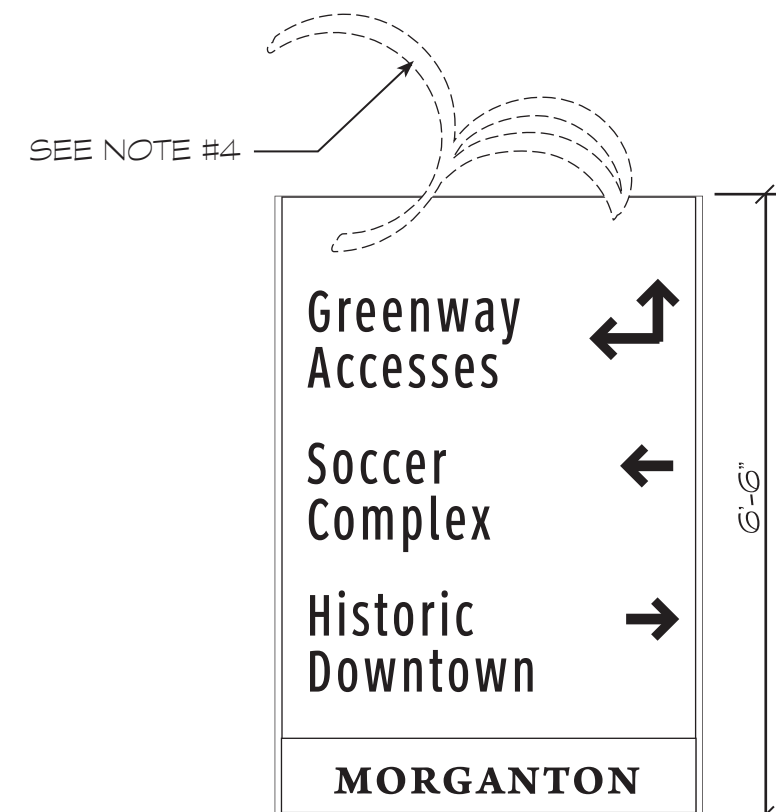
T2-24



T2-25



T2-26



T2-27

### NOTES:

- FOR SIGN LOCATIONS REFER TO SIGN LOCATION MAP: GATEWAYS AND TRAILBLAZERS ON SHEET WS5.2.
- ADDITIONAL SIGN PANEL (S) TO BE LOCATED ON SAME MOUNTING POST AS TRAILBLAZER SIGN AND IN SAME LOCATION. DETAILS FOR ADDITIONAL SIGN (S), SEE WS2.7.1, DETAILS-LOGO SIGN AND CUSTOM DECORATIVE MOUNTING BRACKET: PRIMARY GATEWAY AND TRAILBLAZER "A" SIGNS AND WS2.7.3, DETAILS-LOGO SIGN AND CUSTOM DECORATIVE MOUNTING BRACKET: SECONDARY GATEWAY AND KIOSK SIGNS.
- T1 SIGN TYPE: TO HAVE LOGO SIGN WITH CUSTOM DECORATIVE BRACKET ASSEMBLY WITH "RIVER DISTRICT" IDENTIFICATION SIGN PANEL. DETAILS FOR LOGO SIGN ASSEMBLY, SEE WS2.7.1, DETAILS-LOGO SIGNS AND DECORATIVE MOUNTING BRACKET: PRIMARY GATEWAY AND TRAILBLAZER "A" SIGNS.
- T2 SIGN TYPE: TO HAVE CUSTOM DECORATIVE BRACKET WITH "MORGANTON" IDENTIFICATION SIGN PANEL. DETAILS FOR CUSTOM DECORATIVE BRACKET, SEE WS2.7.1, DETAILS-LOGO SIGN AND CUSTOM DECORATIVE MOUNTING BRACKET: PRIMARY GATEWAY AND TRAILBLAZER "A" SIGNS.



**FRAZIER ASSOCIATES**

ARCHITECTURE • COMMUNITY DESIGN • WAYFINDING  
213 NORTH AUGUSTA STREET, STAUNTON, VA 24401  
PHONE 540.886.6230 FAX 540.886.8629  
www.frazierassociates.com

MORGANTON WAYFINDING SIGN SYSTEM

MORGANTON, NORTH CAROLINA

REVISIONS

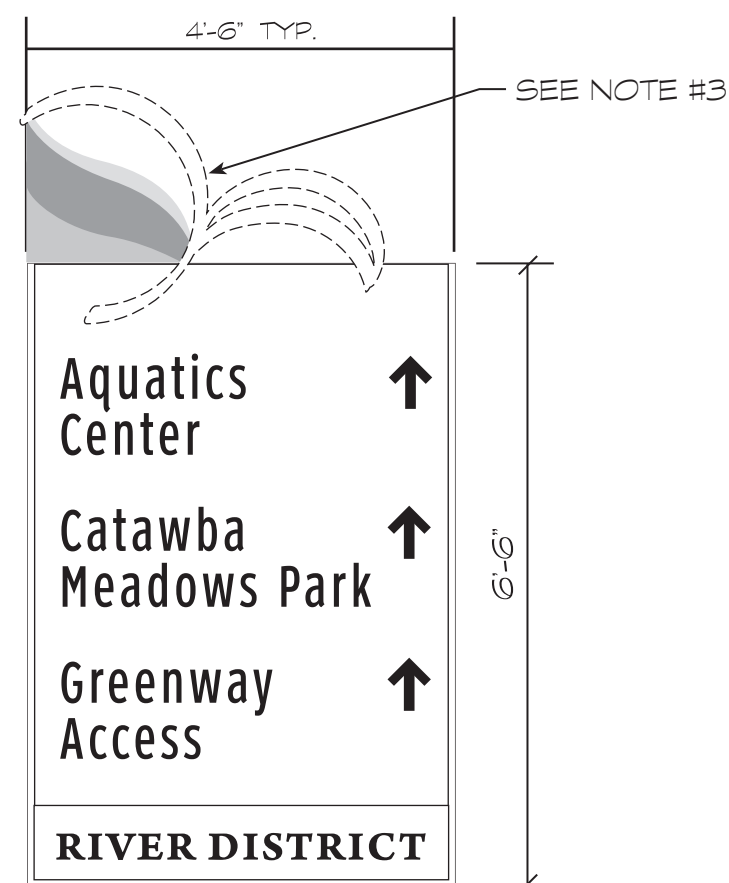
DATE	DESCRIPTION

PROJECT NUMBER: 2007.0051	SCALE: 1/2" = 1'-0"
PROJECT MANAGER: S. HANGER	CHECKED BY: M. PINCKNEY
DRAWN BY: S. HANGER	DATE: 07/15/09

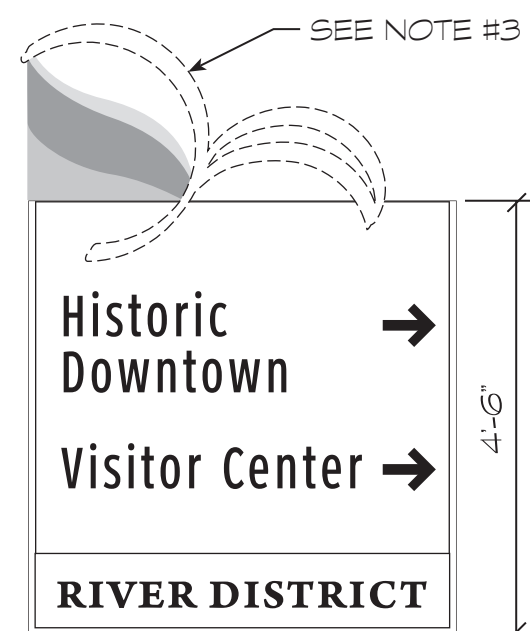
DRAWING TITLE:  
SIGN PROGRAMMING:  
TRAILBLAZER "A" SIGNS

**WS4.1.3**

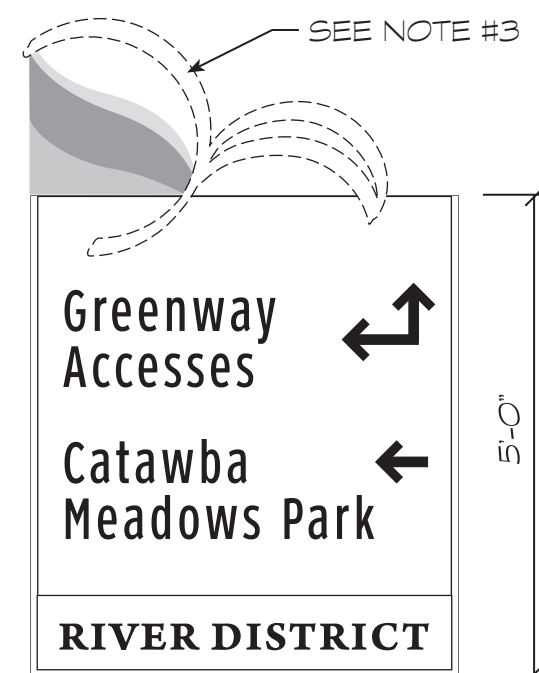
SHEET 20 OF 28



T1-28



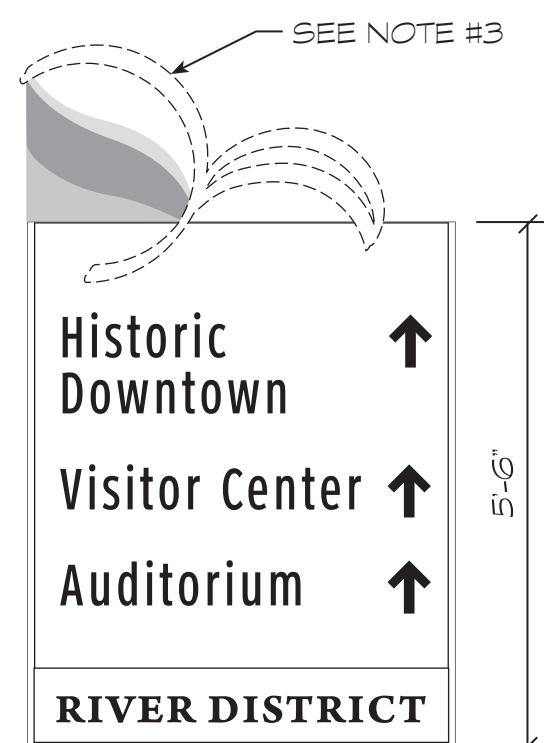
T1-29



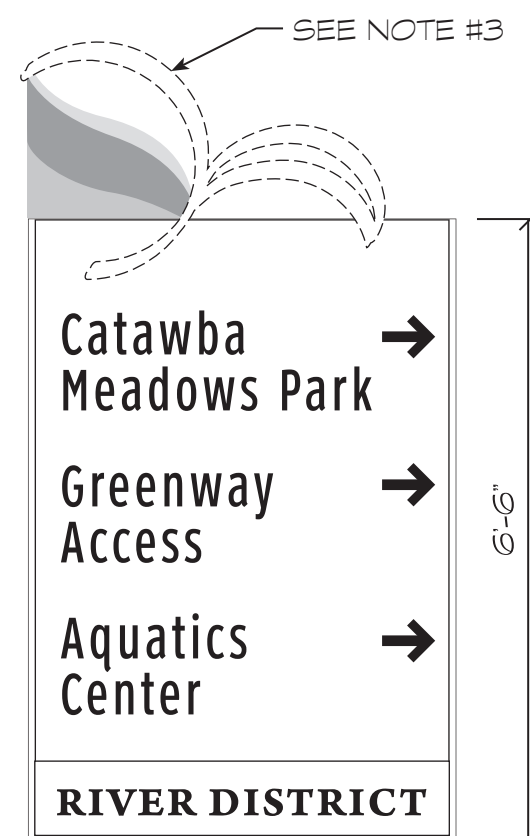
T1-30



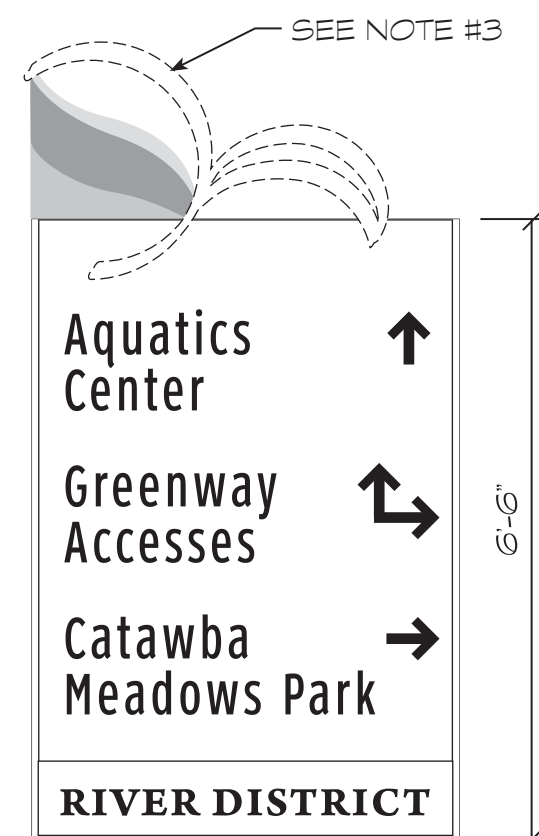
T1-31



T1-32



T1-33



T1-34



T1-35

NOTES:

- FOR SIGN LOCATIONS REFER TO SIGN LOCATION MAP: GATEWAYS AND TRAILBLAZERS ON SHEET WS5.2.
- ADDITIONAL SIGN PANEL (S) TO BE LOCATED ON SAME MOUNTING POST AS TRAILBLAZER SIGN AND IN SAME LOCATION. DETAILS FOR ADDITIONAL SIGN (S), SEE WS2.7.1, DETAILS-LOGO SIGN AND CUSTOM DECORATIVE MOUNTING BRACKET: PRIMARY GATEWAY AND TRAILBLAZER "A" SIGNS AND WS2.7.3, DETAILS-LOGO SIGN AND CUSTOM DECORATIVE MOUNTING BRACKET: SECONDARY GATEWAY AND KIOSK SIGNS.
- T1 SIGN TYPE: TO HAVE LOGO SIGN WITH CUSTOM DECORATIVE BRACKET ASSEMBLY WITH "RIVER DISTRICT" IDENTIFICATION SIGN PANEL. DETAILS FOR LOGO SIGN ASSEMBLY, SEE WS2.7.1, DETAILS-LOGO SIGNS AND DECORATIVE MOUNTING BRACKET: PRIMARY GATEWAY AND TRAILBLAZER "A" SIGNS.
- T2 SIGN TYPE: TO HAVE CUSTOM DECORATIVE BRACKET WITH "MORGANTON" IDENTIFICATION SIGN PANEL. DETAILS FOR CUSTOM DECORATIVE BRACKET, SEE WS2.7.1, DETAILS-LOGO SIGN AND CUSTOM DECORATIVE MOUNTING BRACKET: PRIMARY GATEWAY AND TRAILBLAZER "A" SIGNS.



**FRAZIER ASSOCIATES**

ARCHITECTURE • COMMUNITY DESIGN • WAYFINDING  
213 NORTH AUGUSTA STREET, STAUNTON, VA 24401  
PHONE 540.886.6230 FAX 540.886.8629  
www.frazierassociates.com

MORGANTON WAYFINDING SIGN SYSTEM

MORGANTON, NORTH CAROLINA

REVISIONS

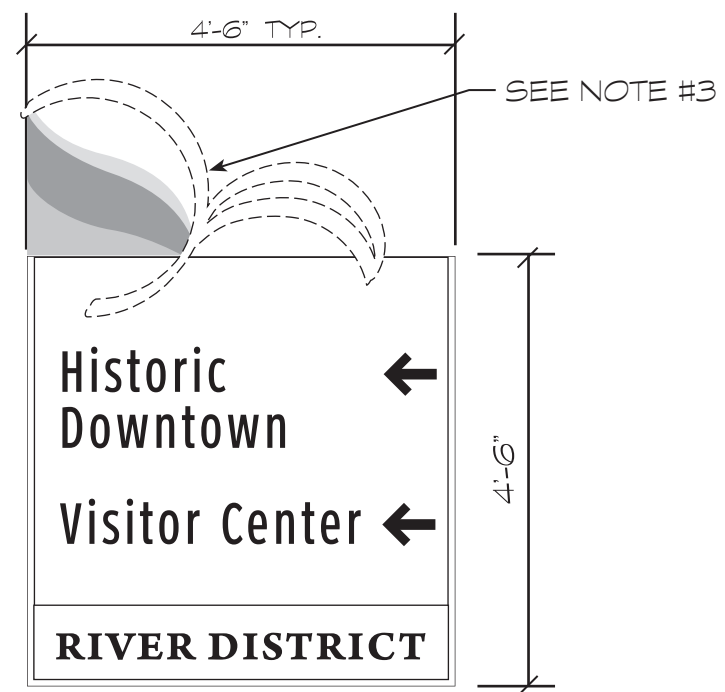
DATE	DESCRIPTION

PROJECT NUMBER 2007.0051	SCALE: 1/2" = 1'-0"
PROJECT MANAGER: S. HANGER	CHECKED BY: M. PINCKNEY
DRAWN BY: S. HANGER	DATE: 07/15/09

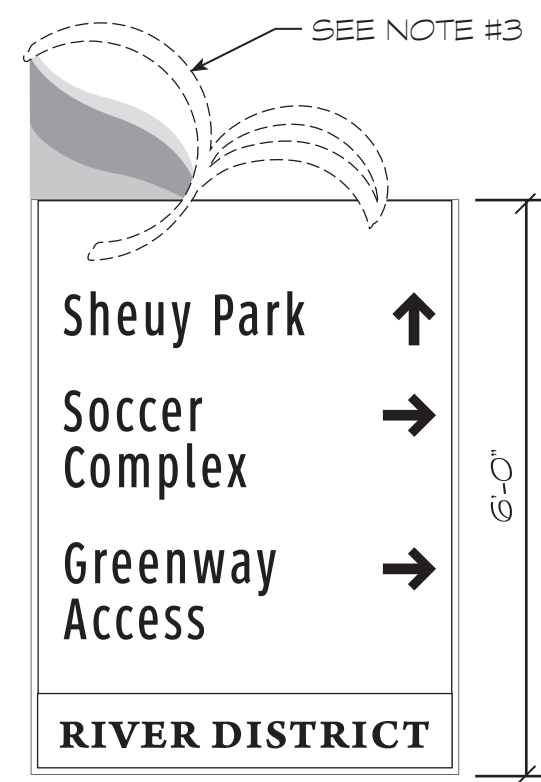
DRAWING TITLE:  
SIGN PROGRAMMING:  
TRAILBLAZER "A" SIGNS

**WS4.1.4**

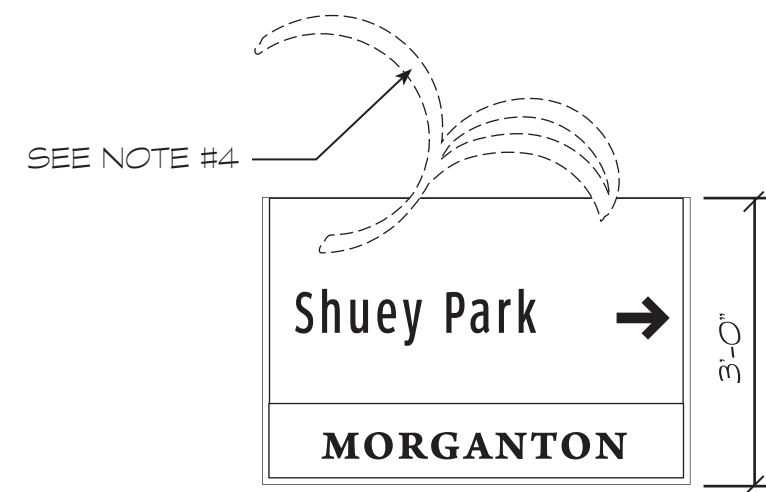
SHEET 21 OF 28



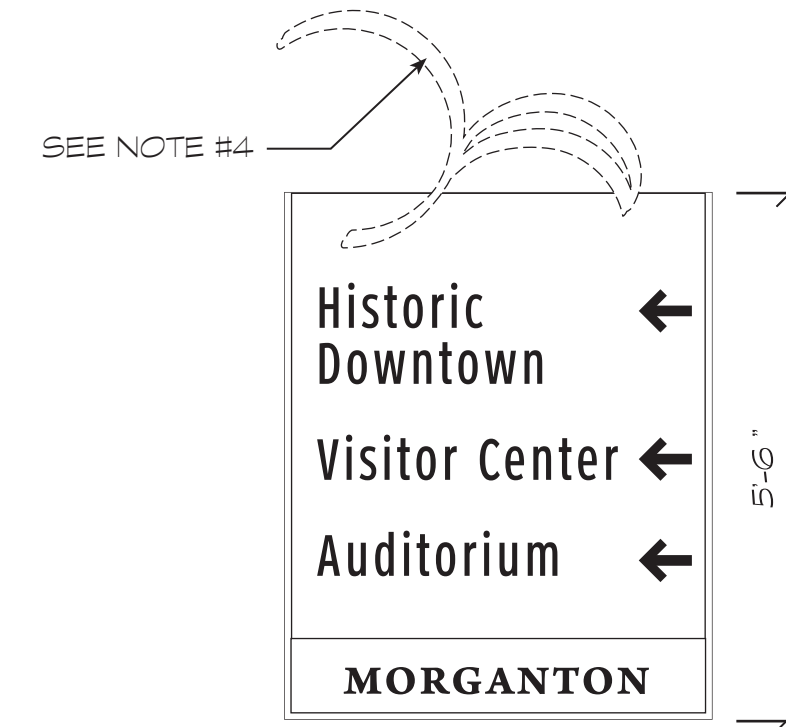
T1-36



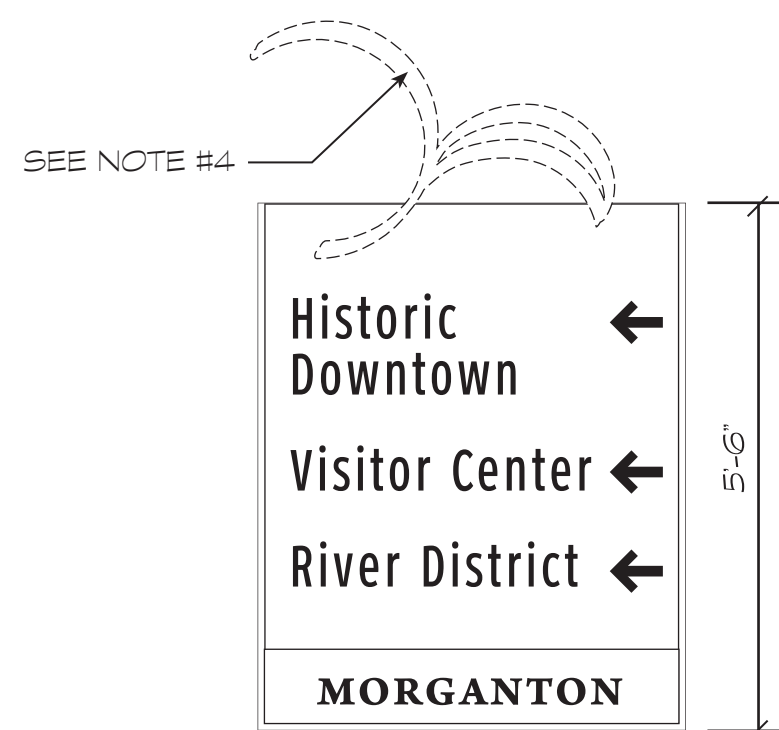
T1-37



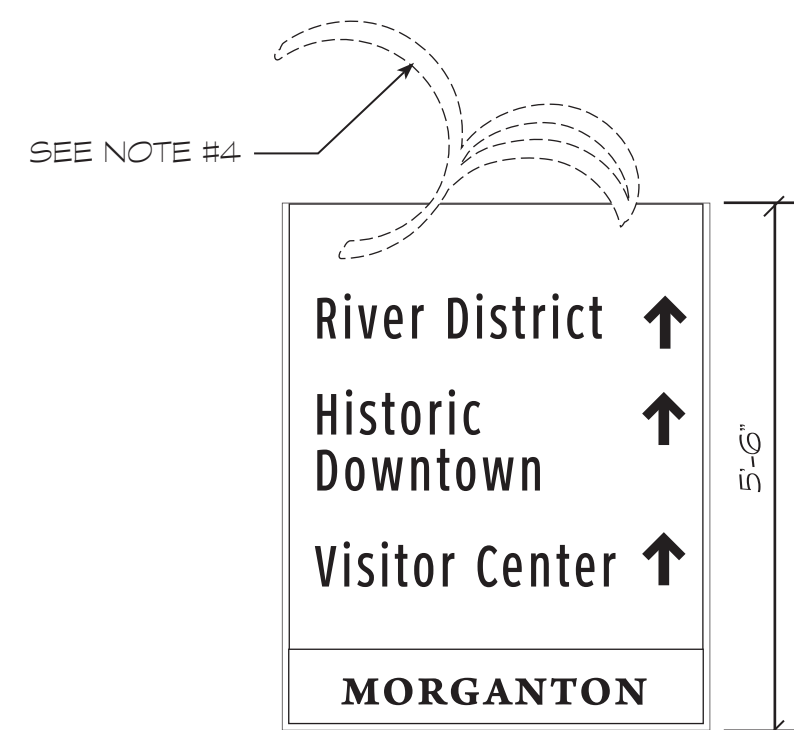
T2-38



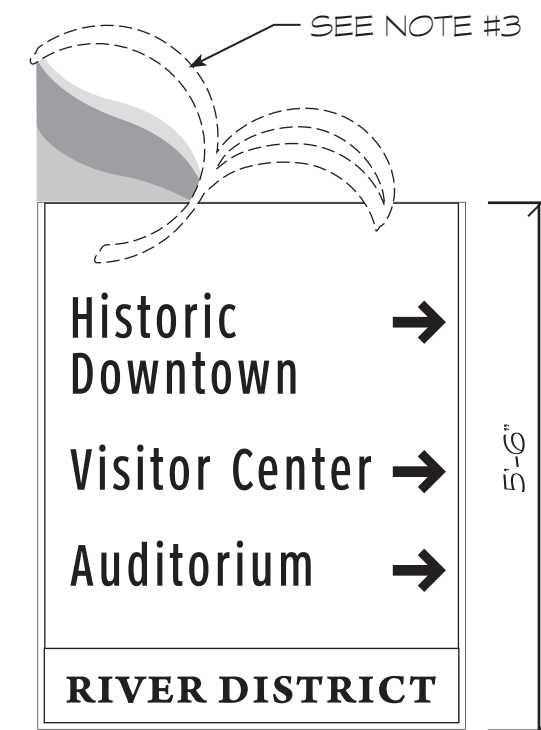
T2-39



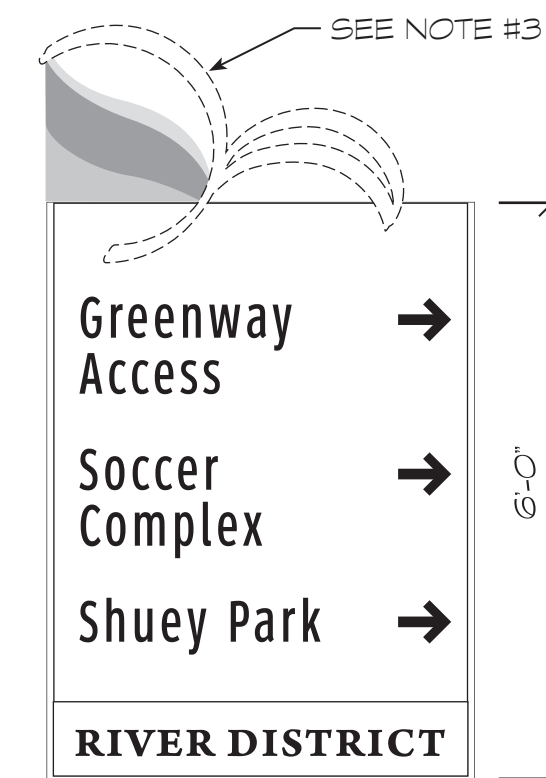
T2-40



T2-41



T2-42



T1-43

NOTES:

- FOR SIGN LOCATIONS REFER TO SIGN LOCATION MAP, GATEWAYS AND TRAILBLAZERS ON SHEET WS5.2.
- ADDITIONAL SIGN PANEL (S) TO BE LOCATED ON SAME MOUNTING POST AS TRAILBLAZER SIGN AND IN SAME LOCATION. DETAILS FOR ADDITIONAL SIGN (S), SEE WS2.7.1, DETAILS-LOGO SIGN AND CUSTOM DECORATIVE MOUNTING BRACKET: PRIMARY GATEWAY AND TRAILBLAZER "A" SIGNS AND WS2.7.3, DETAILS-LOGO SIGN AND CUSTOM DECORATIVE MOUNTING BRACKET: SECONDARY GATEWAY AND KIOSK SIGNS.
- T1 SIGN TYPE: TO HAVE LOGO SIGN WITH CUSTOM DECORATIVE BRACKET ASSEMBLY WITH "RIVER DISTRICT" IDENTIFICATION SIGN PANEL. DETAILS FOR LOGO SIGN ASSEMBLY, SEE WS2.7.1, DETAILS-LOGO SIGNS AND DECORATIVE MOUNTING BRACKET: PRIMARY GATEWAY AND TRAILBLAZER "A" SIGNS.
- T2 SIGN TYPE: TO HAVE CUSTOM DECORATIVE BRACKET WITH "MORGANTON" IDENTIFICATION SIGN PANEL. DETAILS FOR CUSTOM DECORATIVE BRACKET, SEE WS2.7.1, DETAILS-LOGO SIGN AND CUSTOM DECORATIVE MOUNTING BRACKET: PRIMARY GATEWAY AND TRAILBLAZER "A" SIGNS.



**FRAZIER ASSOCIATES**

ARCHITECTURE • COMMUNITY DESIGN • WAYFINDING  
213 NORTH AUGUSTA STREET, STAUNTON, VA 24401  
PHONE 540.886.6230 FAX 540.886.8629  
www.frazierassociates.com

MORGANTON WAYFINDING SIGN SYSTEM

MORGANTON, NORTH CAROLINA

**REVISIONS**

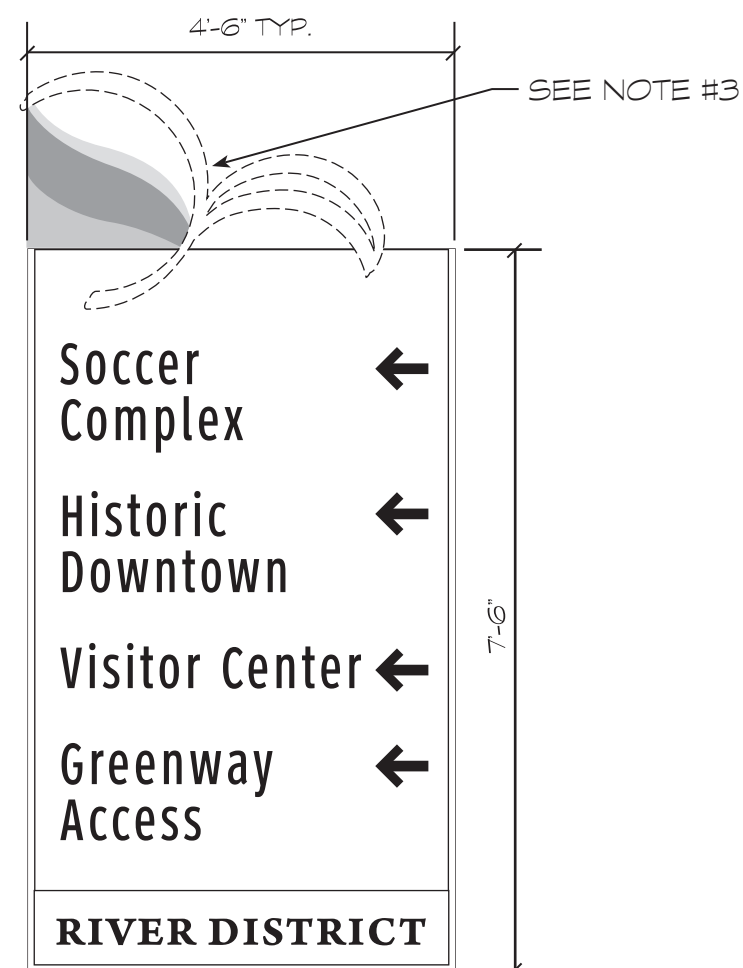
DATE	DESCRIPTION

PROJECT NUMBER: 2007.0051	SCALE: 1/2" = 1'-0"
PROJECT MANAGER: S. HANGER	CHECKED BY: M. PINCKNEY
DRAWN BY: S. HANGER	DATE: 07/15/09

DRAWING TITLE:  
SIGN PROGRAMMING:  
TRAILBLAZER "A" SIGNS

**WS4.1.5**

SHEET 22 OF 28



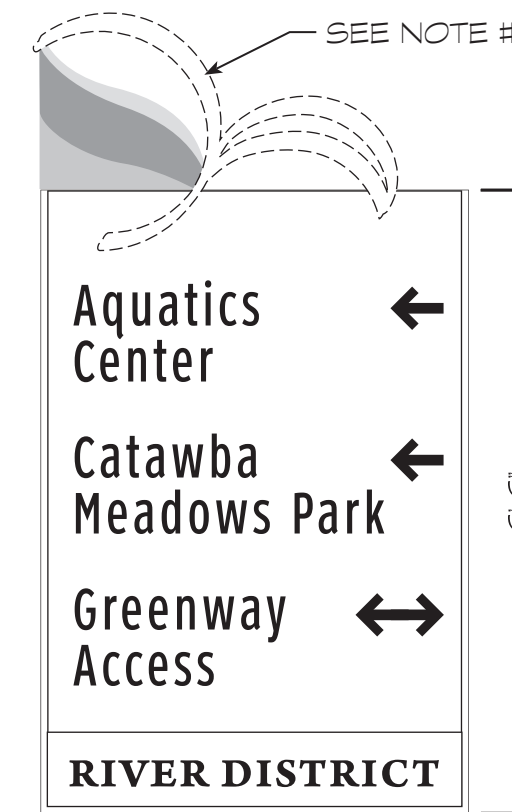
T1-44



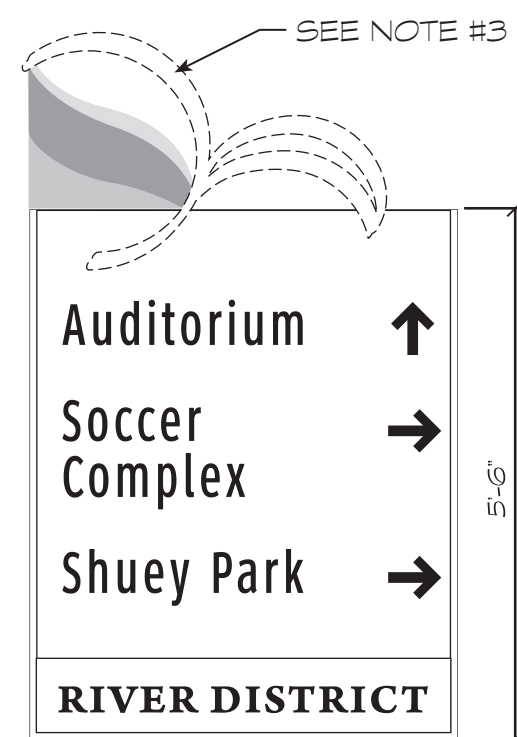
T1-45



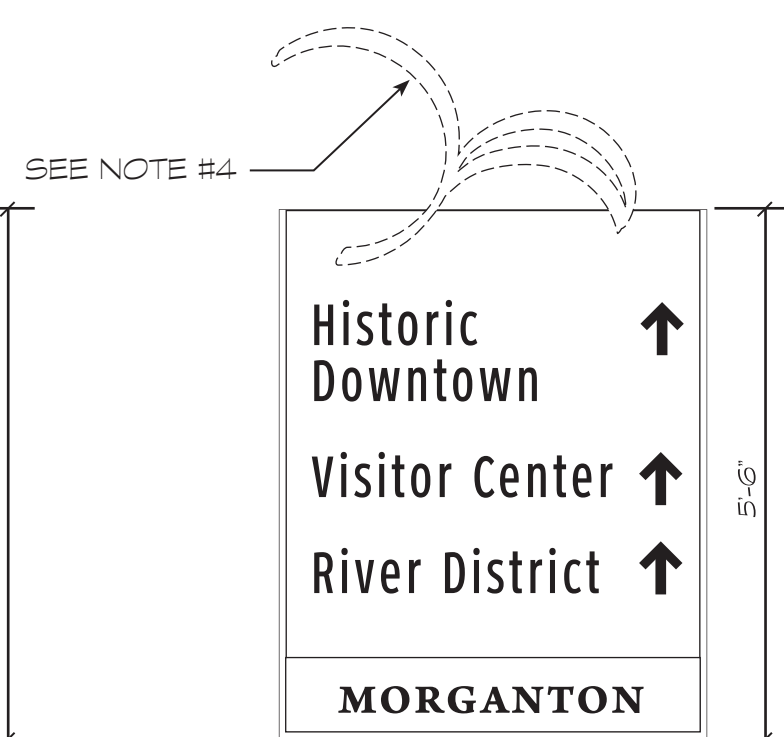
T1-46



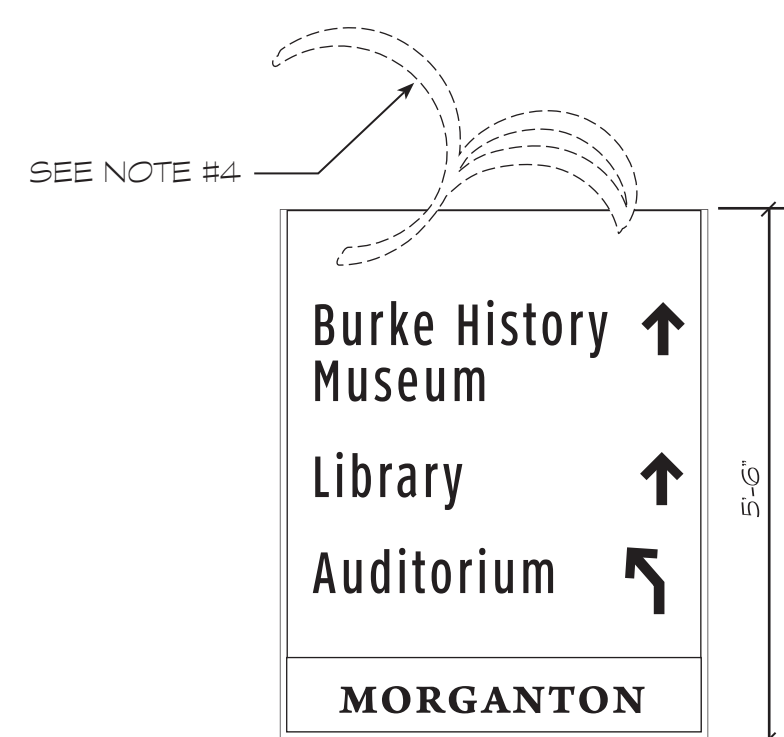
T1-47



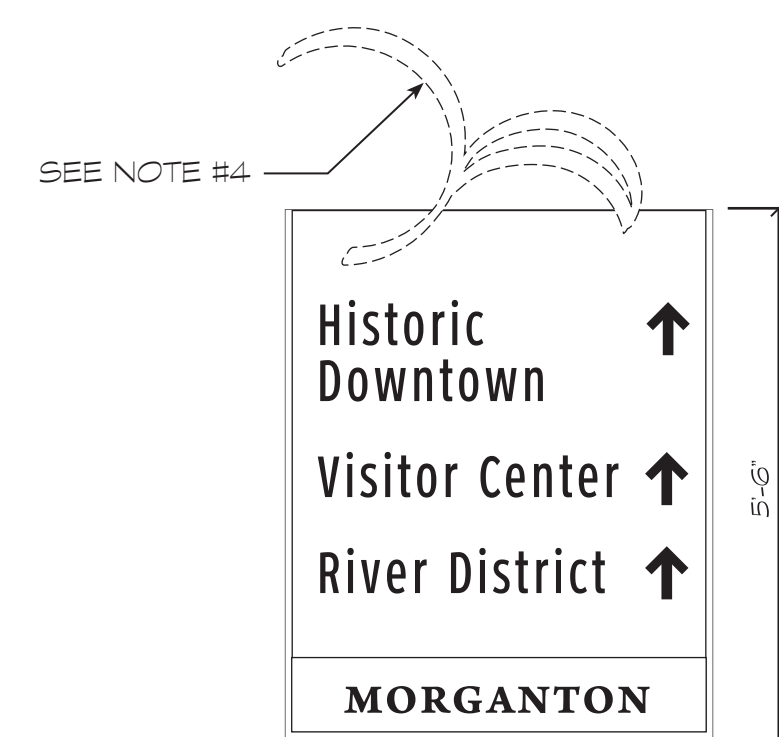
T1-48



T2-51



T2-52



T2-53

**NOTES:**

- FOR SIGN LOCATIONS REFER TO SIGN LOCATION MAP: GATEWAYS AND TRAILBLAZERS ON SHEET WS5.2.
- ADDITIONAL SIGN PANEL (S) TO BE LOCATED ON SAME MOUNTING POST AS TRAILBLAZER SIGN AND IN SAME LOCATION. DETAILS FOR ADDITIONAL SIGN (S), SEE WS2.7.1, DETAILS-LOGO SIGN AND CUSTOM DECORATIVE MOUNTING BRACKET: PRIMARY GATEWAY AND TRAILBLAZER "A" SIGNS AND WS2.7.3, DETAILS-LOGO SIGN AND CUSTOM DECORATIVE MOUNTING BRACKET: SECONDARY GATEWAY AND KIOSK SIGNS.
- T1 SIGN TYPE: TO HAVE LOGO SIGN WITH CUSTOM DECORATIVE BRACKET ASSEMBLY WITH "RIVER DISTRICT" IDENTIFICATION SIGN PANEL. DETAILS FOR LOGO SIGN ASSEMBLY, SEE WS2.7.1, DETAILS-LOGO SIGNS AND DECORATIVE MOUNTING BRACKET: PRIMARY GATEWAY AND TRAILBLAZER "A" SIGNS.
- T2 SIGN TYPE: TO HAVE CUSTOM DECORATIVE BRACKET WITH "MORGANTON" IDENTIFICATION SIGN PANEL. DETAILS FOR CUSTOM DECORATIVE BRACKET, SEE WS2.7.1, DETAILS-LOGO SIGN AND CUSTOM DECORATIVE MOUNTING BRACKET: PRIMARY GATEWAY AND TRAILBLAZER "A" SIGNS.

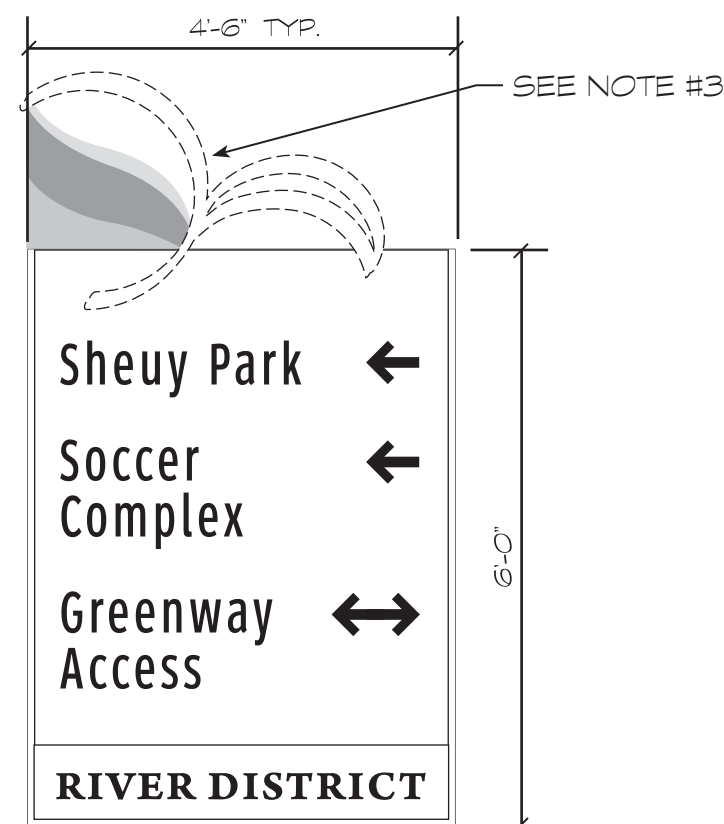


**FRAZIER ASSOCIATES**

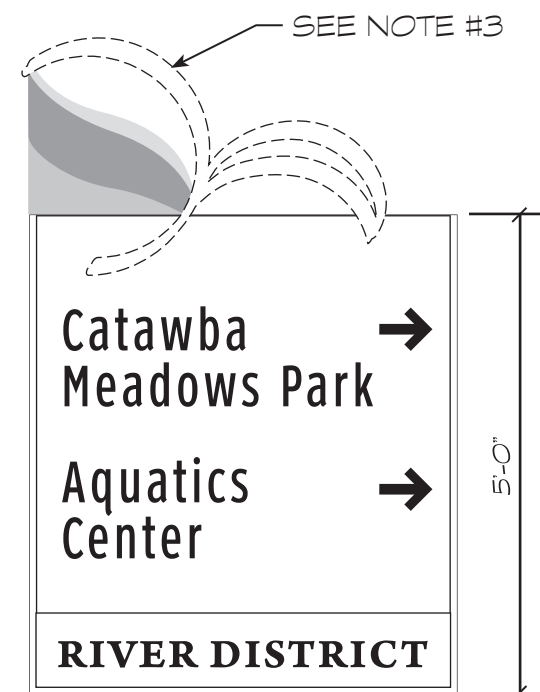
ARCHITECTURE • COMMUNITY DESIGN • WAYFINDING  
213 NORTH AUGUSTA STREET, STAUNTON, VA 24401  
PHONE 540.886.6230 FAX 540.886.8629  
www.frazierassociates.com

MORGANTON WAYFINDING SIGN SYSTEM

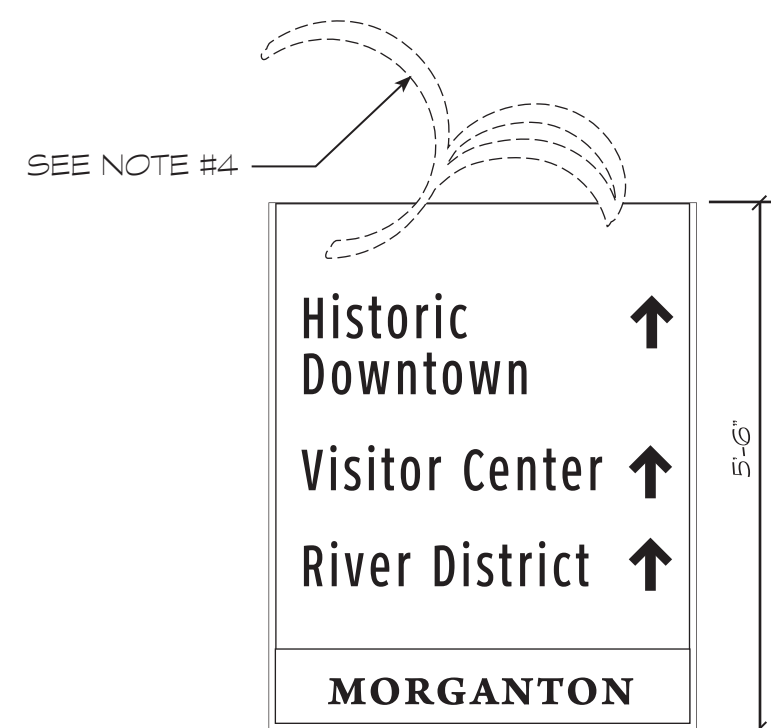
MORGANTON, NORTH CAROLINA



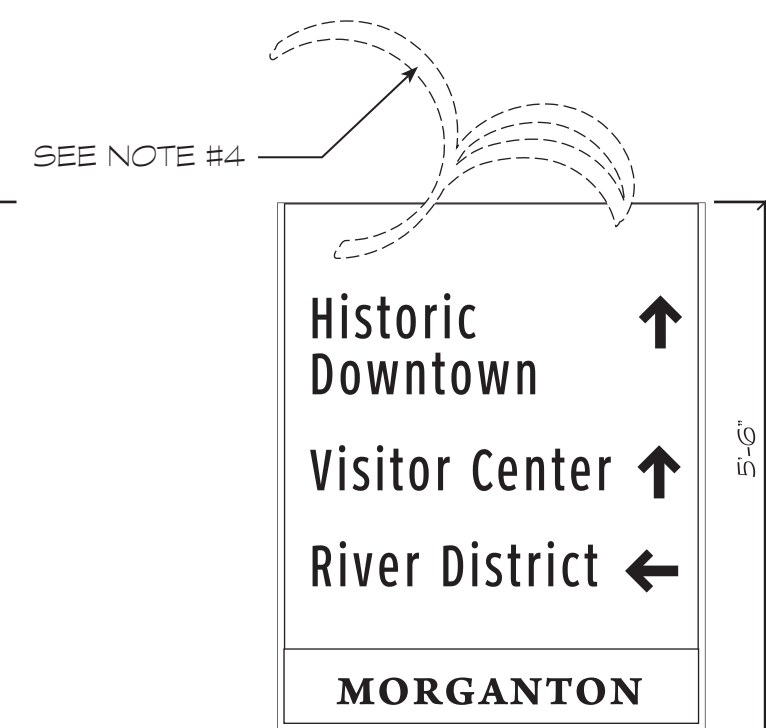
T1-57



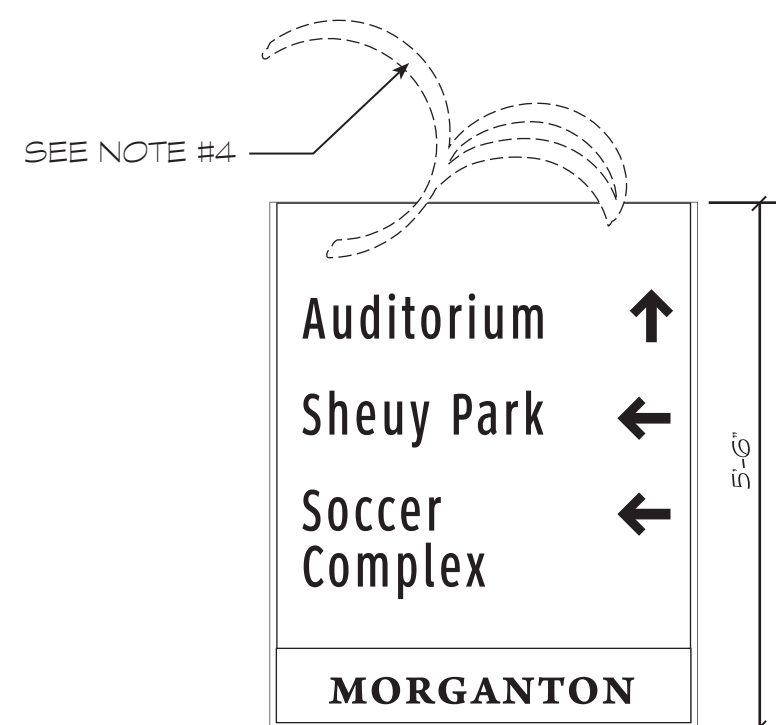
T1-58



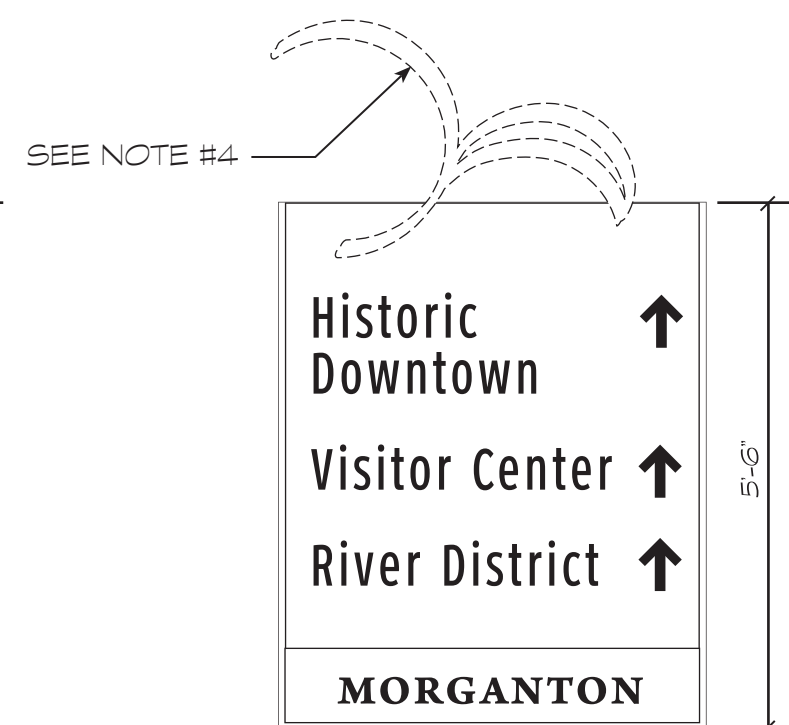
T2-59



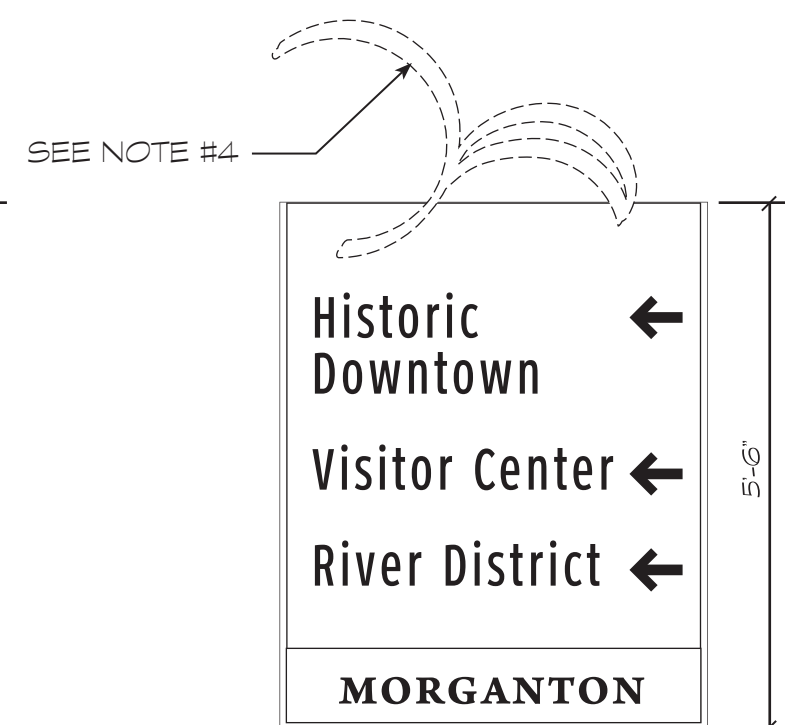
T2-60




T2-61



T2-63



T2-64



T2-67

NOTES:

- FOR SIGN LOCATIONS REFER TO SIGN LOCATION MAP: GATEWAYS AND TRAILBLAZERS ON SHEET WS5.2.
- ADDITIONAL SIGN PANEL (S) TO BE LOCATED ON SAME MOUNTING POST AS TRAILBLAZER SIGN AND IN SAME LOCATION. DETAILS FOR ADDITIONAL SIGN (S), SEE WS2.7.1, DETAILS-LOGO SIGN AND CUSTOM DECORATIVE MOUNTING BRACKET: PRIMARY GATEWAY AND TRAILBLAZER "A" SIGNS AND WS2.7.3, DETAILS-LOGO SIGN AND CUSTOM DECORATIVE MOUNTING BRACKET: SECONDARY GATEWAY AND KIOSK SIGNS.
- T1 SIGN TYPE: TO HAVE LOGO SIGN WITH CUSTOM DECORATIVE BRACKET ASSEMBLY WITH "RIVER DISTRICT" IDENTIFICATION SIGN PANEL. DETAILS FOR LOGO SIGN ASSEMBLY, SEE WS2.7.1, DETAILS-LOGO SIGNS AND DECORATIVE MOUNTING BRACKET: PRIMARY GATEWAY AND TRAILBLAZER "A" SIGNS.
- T2 SIGN TYPE: TO HAVE CUSTOM DECORATIVE BRACKET WITH "MORGANTON" IDENTIFICATION SIGN PANEL. DETAILS FOR CUSTOM DECORATIVE BRACKET, SEE WS2.7.1, DETAILS-LOGO SIGN AND CUSTOM DECORATIVE MOUNTING BRACKET: PRIMARY GATEWAY AND TRAILBLAZER "A" SIGNS.

T 1	RIVER DISTRICT TRAILBLAZER "A" SIGNS
	25 - TOTAL

T 2	MORGANTON TRAILBLAZER "A" SIGNS
	23 - TOTAL

REVISIONS

DATE	DESCRIPTION

PROJECT NUMBER: 2007.0051	SCALE: 1/2" = 1'-0"
PROJECT MANAGER: S. HANGER	CHECKED BY: M. PINCKNEY
DRAWN BY: S. HANGER	DATE: 07/15/09

DRAWING TITLE:  
SIGN PROGRAMMING:  
TRAILBLAZER "A" SIGNS

**WS4.1.6**

SHEET 23 OF 28

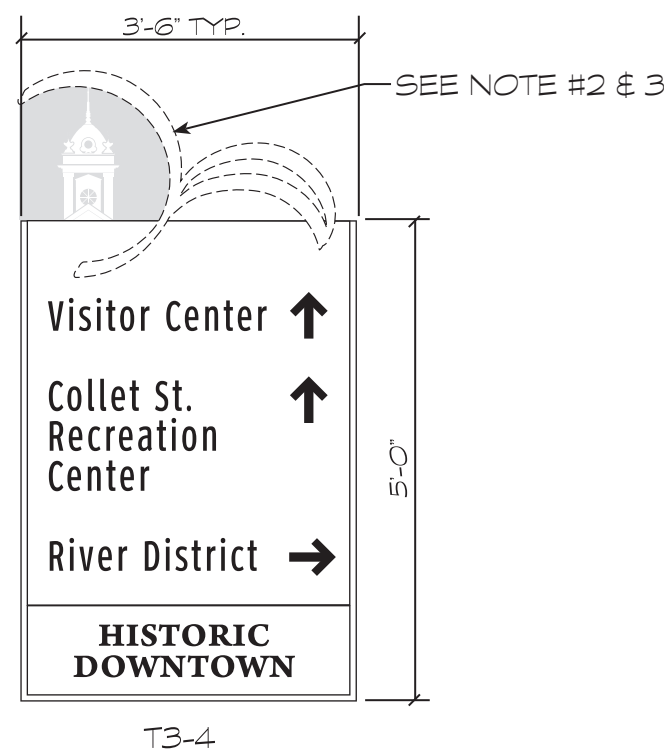


**FRAZIER ASSOCIATES**

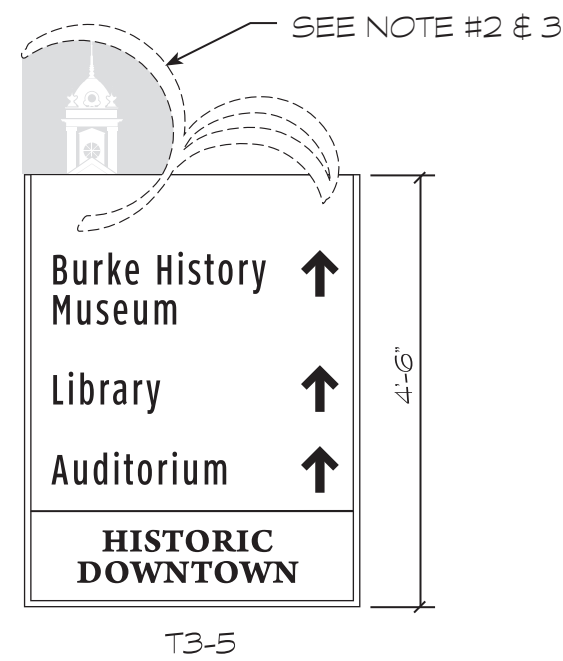
ARCHITECTURE • COMMUNITY DESIGN • WAYFINDING  
213 NORTH AUGUSTA STREET, STAUNTON, VA 24401  
PHONE 540.886.6230 FAX 540.886.8629  
www.frazierassociates.com

MORGANTON WAYFINDING SIGN SYSTEM

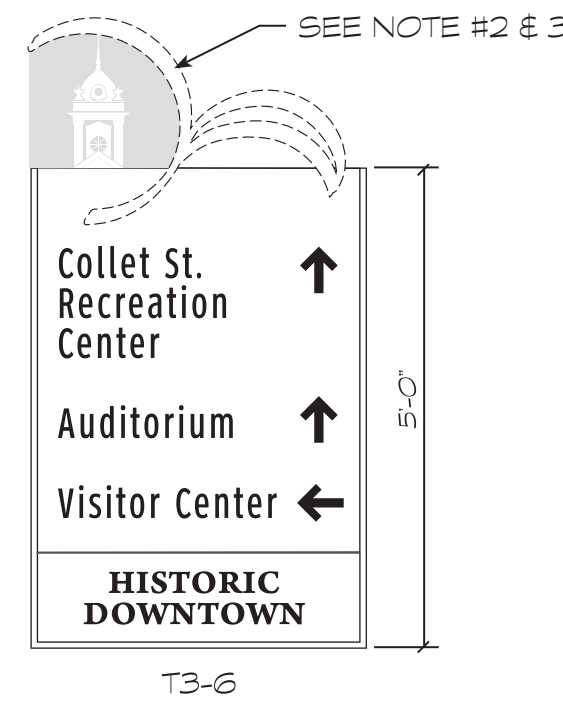
MORGANTON, NORTH CAROLINA



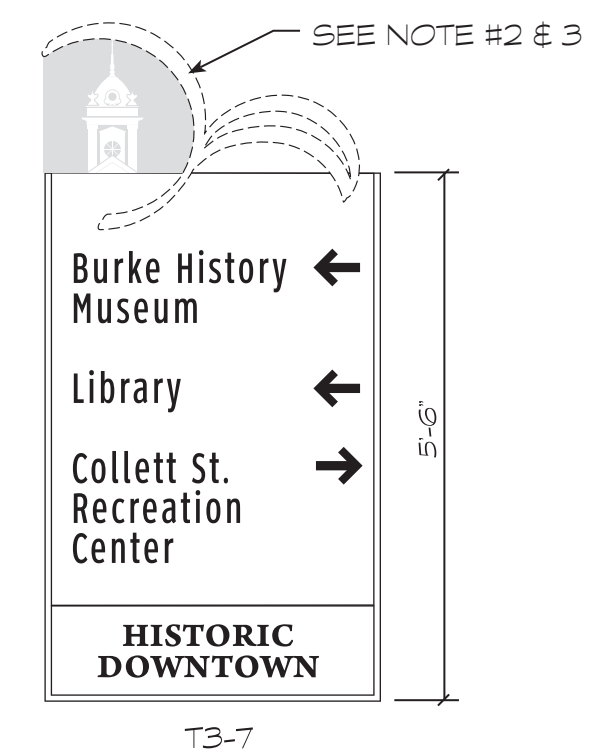
T3-4



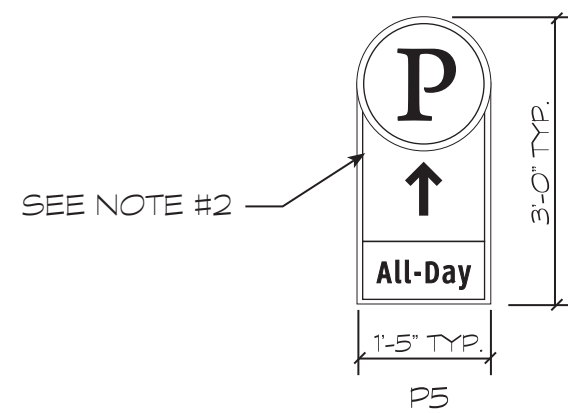
T3-5



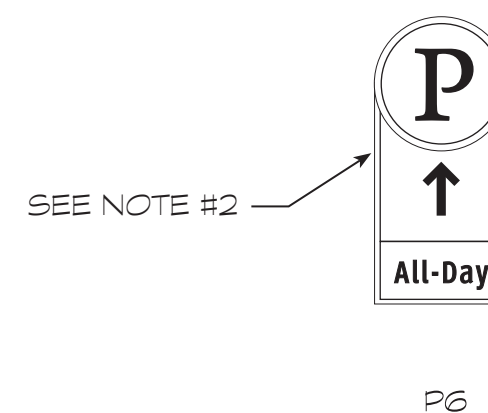
T3-6



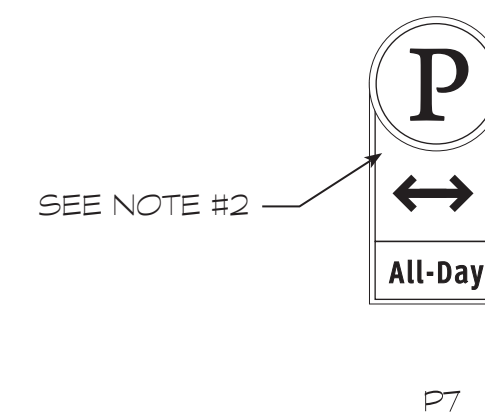
T3-7



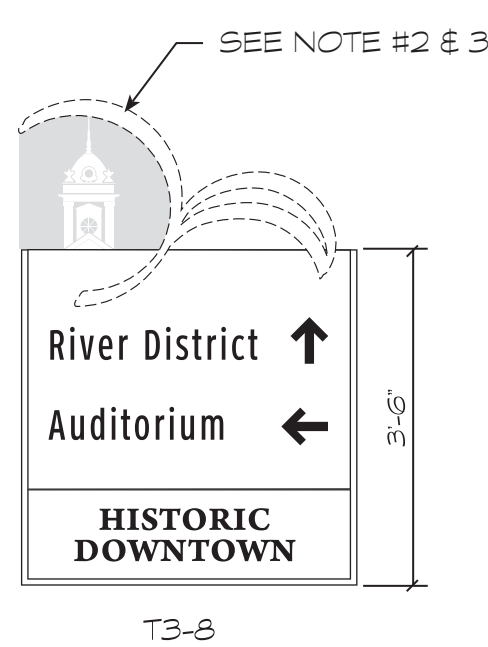
P5



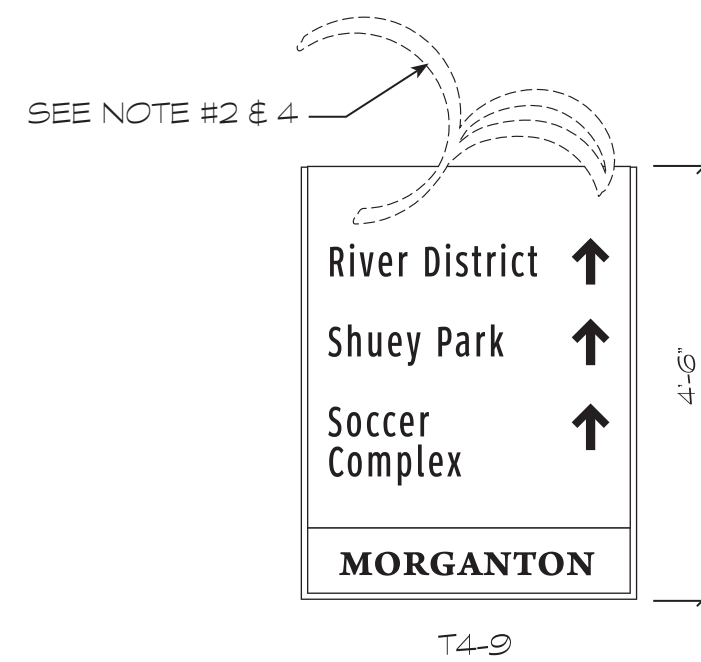
P6



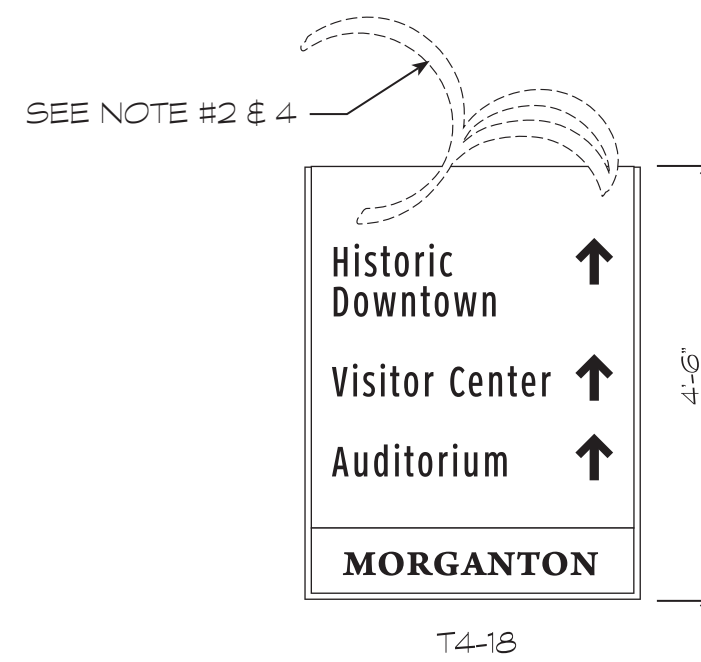
P7



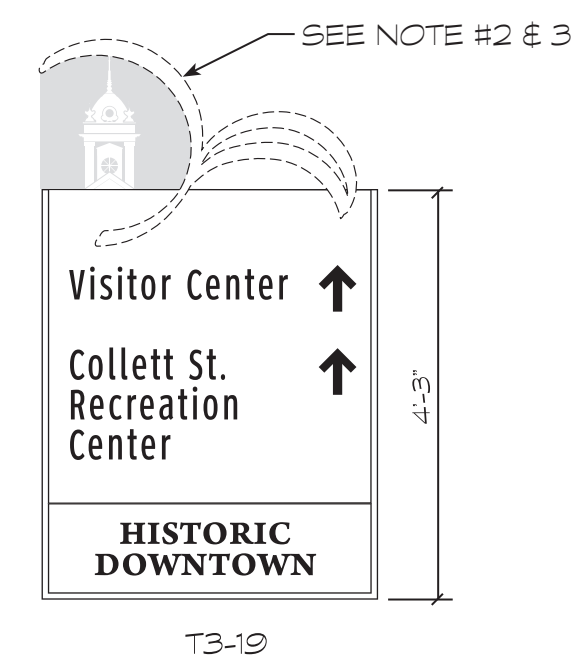
T3-8



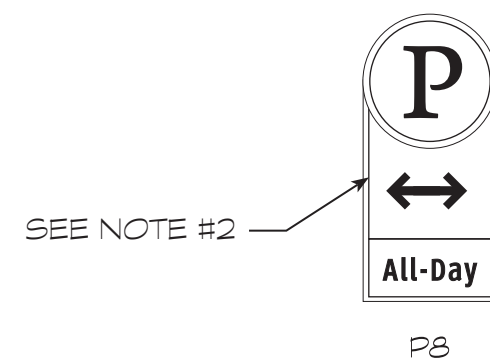
T4-9



T4-18



T3-19



P8

**NOTES:**

- FOR SIGN LOCATIONS REFER TO SIGN LOCATION MAP: DOWNTOWN DETAIL ON SHEET WS5.1 AND SIGN LOCATION MAP: GATEWAYS AND TRAILBLAZERS ON SHEET WS5.2.
- ADDITIONAL SIGN PANEL (S) TO BE LOCATED ON SAME MOUNTING POST AS TRAILBLAZER SIGN AND IN SAME LOCATION. DETAILS FOR PARKING DIRECTIONAL SIGNS, SEE WS2.6.2, DETAILS-PARKING DIRECTIONAL SIGNS AND FOR LOGO SIGN AND CUSTOM DECORATIVE BRACKET SEE, WS2.7.2, DETAILS-LOGO SIGN AND CUSTOM DECORATIVE MOUNTING BRACKET: DOWNTOWN GATEWAY AND TRAILBLAZER "B" SIGNS.
- T3 SIGN TYPE: TO HAVE LOGO SIGN WITH CUSTOM DECORATIVE BRACKET ASSEMBLY WITH "HISTORIC DISTRICT" IDENTIFICATION SIGN PANEL. DETAILS FOR LOGO SIGN ASSEMBLY, SEE WS2.7.2, DETAILS-LOGO SIGN AND CUSTOM DECORATIVE MOUNTING BRACKET: DOWNTOWN GATEWAY AND TRAILBLAZER "B" SIGNS.
- T4 SIGN TYPE: TO HAVE CUSTOM DECORATIVE BRACKET WITH "MORGANTON" IDENTIFICATION SIGN PANEL. DETAILS FOR CUSTOM DECORATIVE BRACKET, SEE WS2.7.2, DETAILS-LOGO SIGN AND CUSTOM DECORATIVE MOUNTING BRACKET: DOWNTOWN GATEWAY AND TRAILBLAZER "B" SIGNS.

**REVISIONS**

DATE	DESCRIPTION

PROJECT NUMBER: 2007.0051	SCALE: 1/2" = 1'-0"
PROJECT MANAGER: S. HANGER	CHECKED BY: M. PINCKNEY
DRAWN BY: S. HANGER	DATE: 07/15/09

DRAWING TITLE:  
SIGN PROGRAMMING:  
TRAILBLAZER "B" SIGNS

**WS4.2.1**  
SHEET 24 OF 28





**FRAZIER ASSOCIATES**

ARCHITECTURE • COMMUNITY DESIGN • WAYFINDING  
213 NORTH AUGUSTA STREET, STAUNTON, VA 24401  
PHONE 540.886.6230 FAX 540.886.8629  
www.frazierassociates.com

MORGANTON WAYFINDING SIGN SYSTEM

MORGANTON, NORTH CAROLINA

REVISIONS

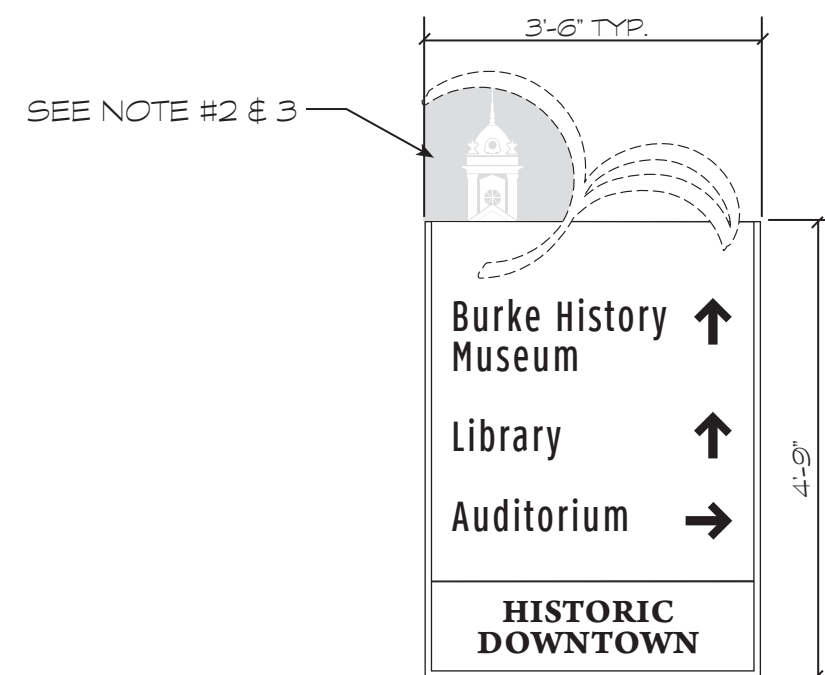
DATE	DESCRIPTION

PROJECT NUMBER: 2007.0051	SCALE: 1/2" = 1'-0"
PROJECT MANAGER: S. HANGER	CHECKED BY: M. PINCKNEY
DRAWN BY: S. HANGER	DATE: 07/15/09

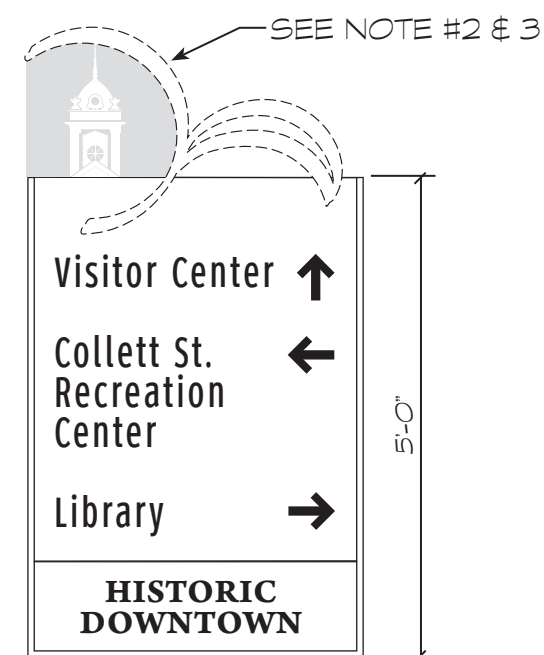
DRAWING TITLE:  
SIGN PROGRAMMING:  
TRAILBLAZER "B" SIGNS

**WS4.2.2**

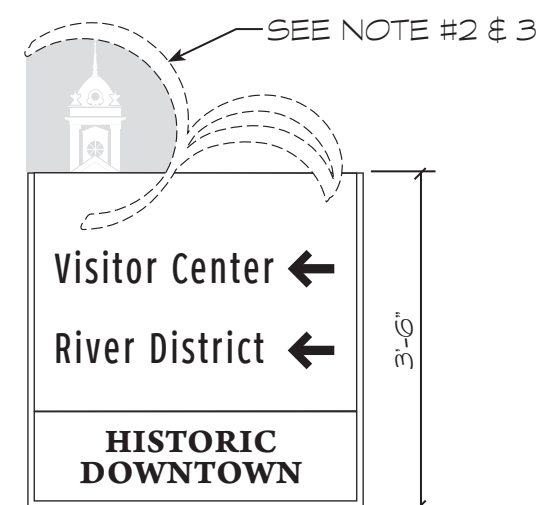
SHEET 25 OF 28



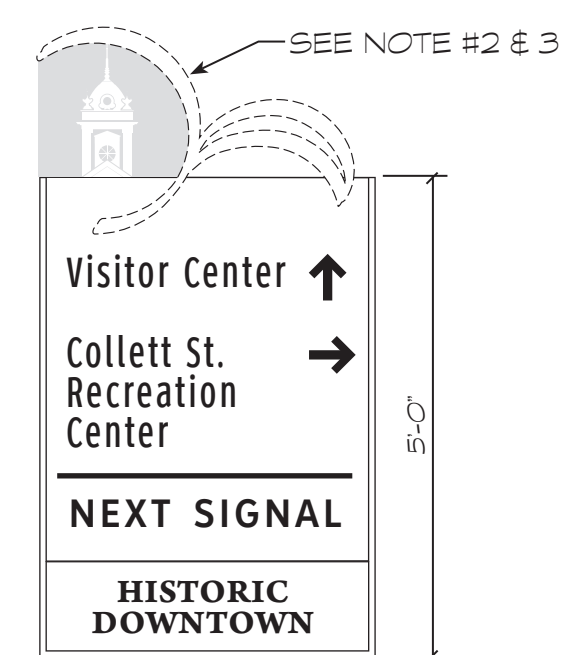
T3-20



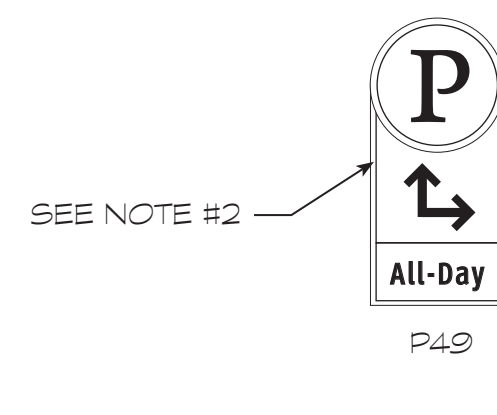
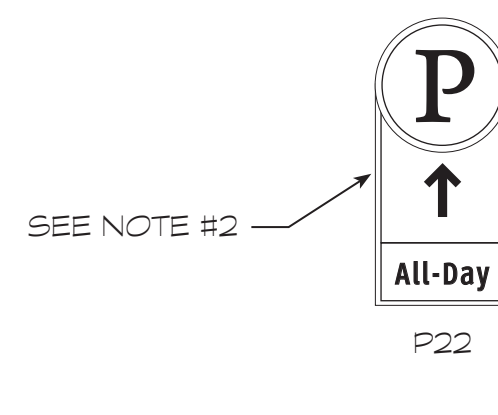
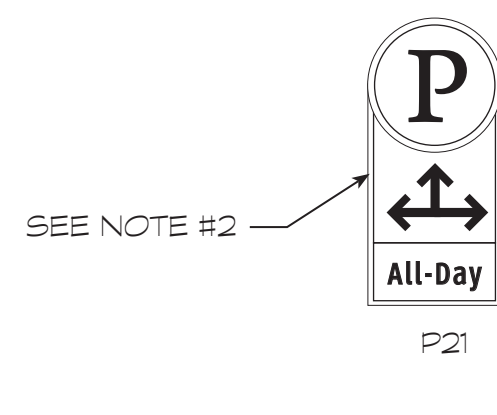
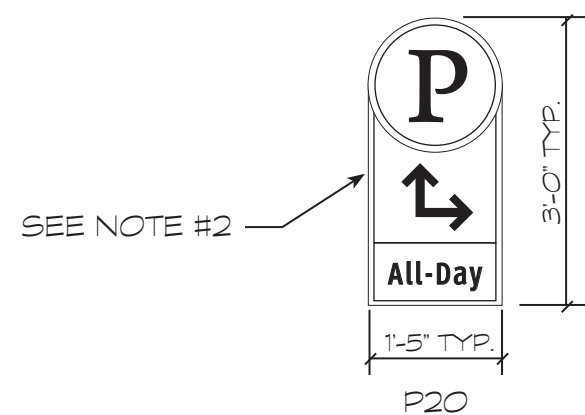
T3-21



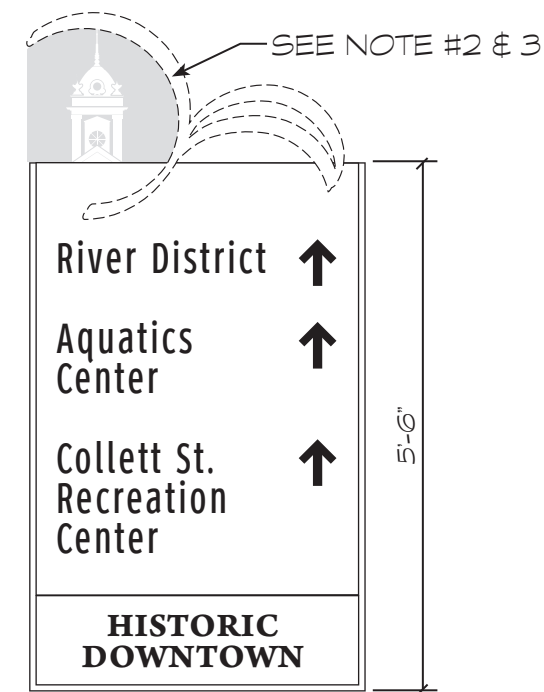
T3-22



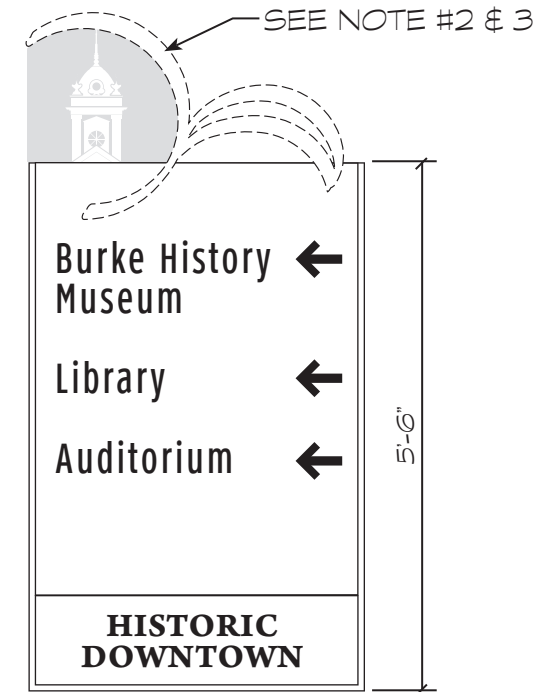
T3-49



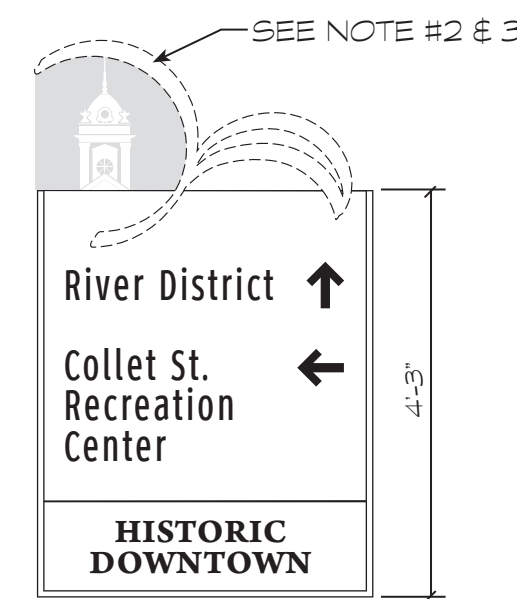
T3-50



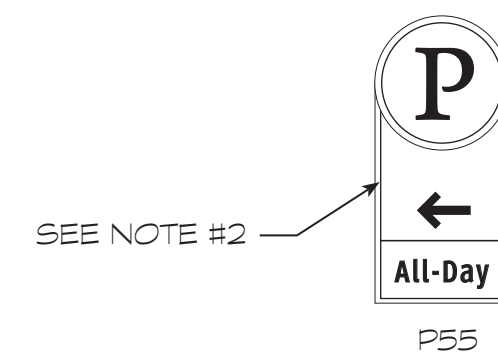
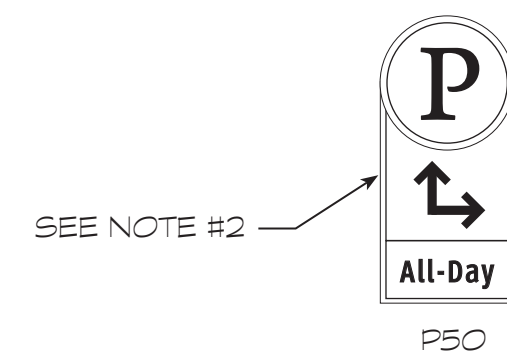
T3-54



T3-55

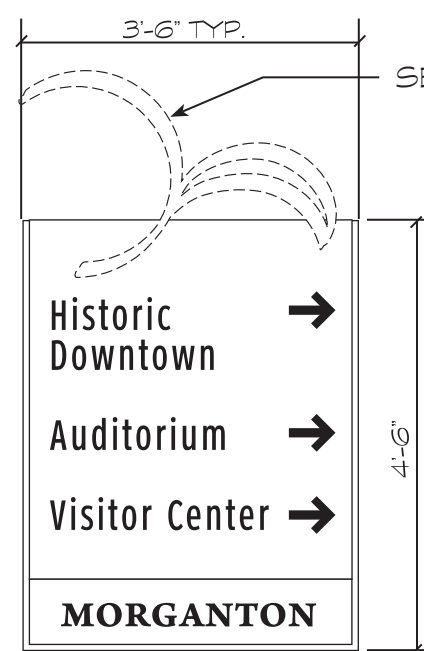


T3-56



NOTES:

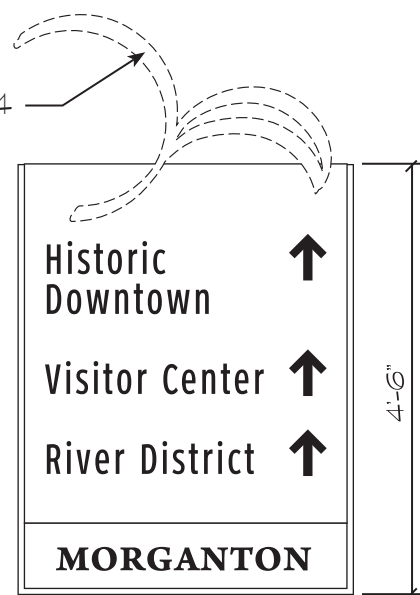
- FOR SIGN LOCATIONS REFER TO SIGN LOCATION MAP: DOWNTOWN DETAIL ON SHEET WS5.1 AND SIGN LOCATION MAP: GATEWAYS AND TRAILBLAZERS ON SHEET WS5.2.
- ADDITIONAL SIGN PANEL (S) TO BE LOCATED ON SAME MOUNTING POST AS TRAILBLAZER SIGN AND IN SAME LOCATION. DETAILS FOR PARKING DIRECTIONAL SIGNS, SEE WS2.6.2, DETAILS-PARKING DIRECTIONAL SIGNS AND FOR LOGO SIGN AND CUSTOM DECORATIVE BRACKET SEE, WS2.7.2, DETAILS-LOGO SIGN AND CUSTOM DECORATIVE MOUNTING BRACKET: DOWNTOWN GATEWAY AND TRAILBLAZER "B" SIGNS.
- T3 SIGN TYPE: TO HAVE LOGO SIGN WITH CUSTOM DECORATIVE BRACKET ASSEMBLY WITH "HISTORIC DISTRICT" IDENTIFICATION SIGN PANEL. DETAILS FOR LOGO SIGN ASSEMBLY, SEE WS2.7.2, DETAILS-LOGO SIGN AND CUSTOM DECORATIVE MOUNTING BRACKET: DOWNTOWN GATEWAY AND TRAILBLAZER "B" SIGNS.
- T4 SIGN TYPE: TO HAVE CUSTOM DECORATIVE BRACKET WITH "MORGANTON" IDENTIFICATION SIGN PANEL. DETAILS FOR CUSTOM DECORATIVE BRACKET, SEE WS2.7.2, DETAILS-LOGO SIGN AND CUSTOM DECORATIVE MOUNTING BRACKET: DOWNTOWN GATEWAY AND TRAILBLAZER "B" SIGNS.



T4-62

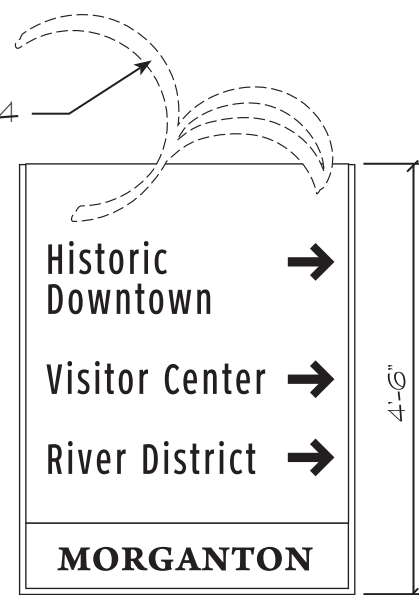
SEE NOTE #2 & 4

SEE NOTE #2 & 4

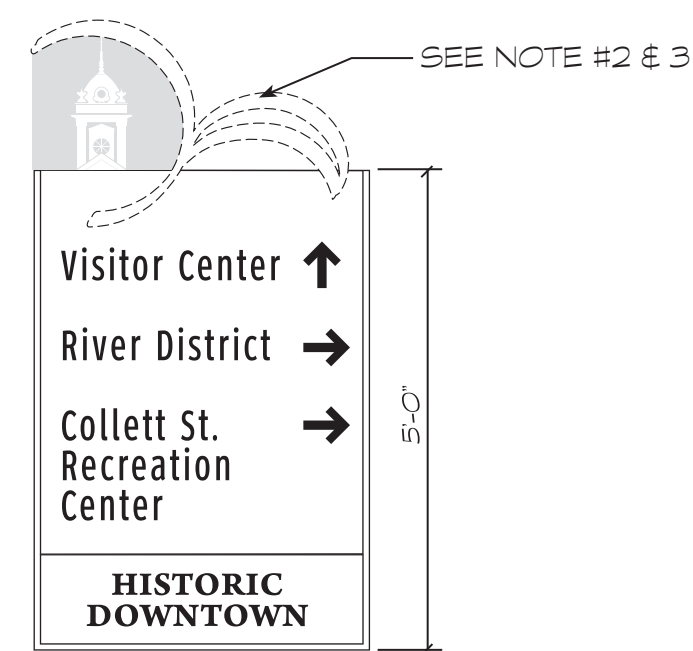


T4-65

SEE NOTE #2 & 4

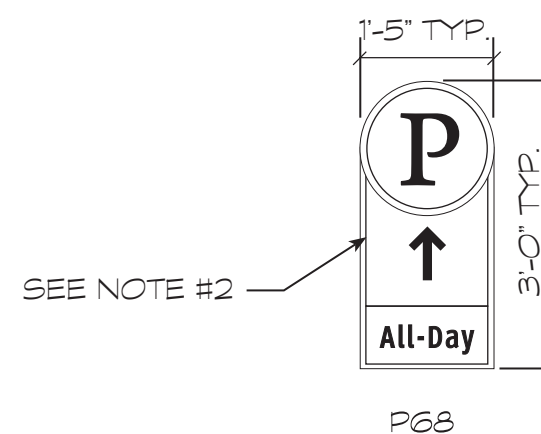


T4-66



T3-68

SEE NOTE #2 & 3



SEE NOTE #2

P68

NOTES:

- FOR SIGN LOCATIONS REFER TO SIGN LOCATION MAP: DOWNTOWN DETAIL ON SHEET WS5.1 AND SIGN LOCATION MAP: GATEWAYS AND TRAILBLAZERS ON SHEET WS5.2.
- ADDITIONAL SIGN PANEL (S) TO BE LOCATED ON SAME MOUNTING POST AS TRAILBLAZER SIGN AND IN SAME LOCATION. DETAILS FOR PARKING DIRECTIONAL SIGNS, SEE WS2.6.2, DETAILS-PARKING DIRECTIONAL SIGNS AND FOR LOGO SIGN AND CUSTOM DECORATIVE BRACKET SEE, WS2.7.2, DETAILS-LOGO SIGN AND CUSTOM DECORATIVE MOUNTING BRACKET: DOWNTOWN GATEWAY AND TRAILBLAZER "B" SIGNS.
- T3 SIGN TYPE:** TO HAVE LOGO SIGN WITH CUSTOM DECORATIVE BRACKET ASSEMBLY WITH "HISTORIC DISTRICT" IDENTIFICATION SIGN PANEL. DETAILS FOR LOGO SIGN ASSEMBLY, SEE WS2.7.2, DETAILS-LOGO SIGN AND CUSTOM DECORATIVE MOUNTING BRACKET: DOWNTOWN GATEWAY AND TRAILBLAZER "B" SIGNS.
- T4 SIGN TYPE:** TO HAVE CUSTOM DECORATIVE BRACKET WITH "MORGANTON" IDENTIFICATION SIGN PANEL. DETAILS FOR CUSTOM DECORATIVE BRACKET, SEE WS2.7.2, DETAILS-LOGO SIGN AND CUSTOM DECORATIVE MOUNTING BRACKET: DOWNTOWN GATEWAY AND TRAILBLAZER "B" SIGNS.

T 3	HISTORIC DOWNTOWN TRAILBLAZER "B" SIGNS
	15 - TOTAL

PL 1	PARKING DIRECTIONAL SIGNS
	11 - TOTAL

T 4	MORGANTON TRAILBLAZER "B" SIGNS
	5 - TOTAL



FRAZIER ASSOCIATES

ARCHITECTURE • COMMUNITY DESIGN • WAYFINDING  
213 NORTH AUGUSTA STREET, STAUNTON, VA 24401  
PHONE 540.886.6230 FAX 540.886.8629  
www.frazierassociates.com

MORGANTON WAYFINDING SIGN SYSTEM

MORGANTON, NORTH CAROLINA

REVISIONS

DATE	DESCRIPTION

PROJECT NUMBER: 2007.0051	SCALE: 1/2" = 1'-0"
PROJECT MANAGER: S. HANGER	CHECKED BY: M. PINCKNEY
DRAWN BY: S. HANGER	DATE: 07/15/09

DRAWING TITLE:  
SIGN PROGRAMMING:  
TRAILBLAZER "B" SIGNS

WS4.2.3

SHEET 26 OF 28



# FRAZIER ASSOCIATES

ARCHITECTURE • COMMUNITY DESIGN • WAYFINDING  
213 NORTH AUGUSTA STREET, STAUNTON, VA 24401  
PHONE 540.886.6230 FAX 540.886.8629  
www.frazierassociates.com

MORGANTON WAYFINDING SIGN SYSTEM

MORGANTON, NORTH CAROLINA

## REVISIONS

DATE	DESCRIPTION

PROJECT NUMBER: 2007.0051	SCALE: NTS
PROJECT MANAGER: S. HANGER	CHECKED BY:
DRAWN BY: S. HANGER	DATE: 07/15/09

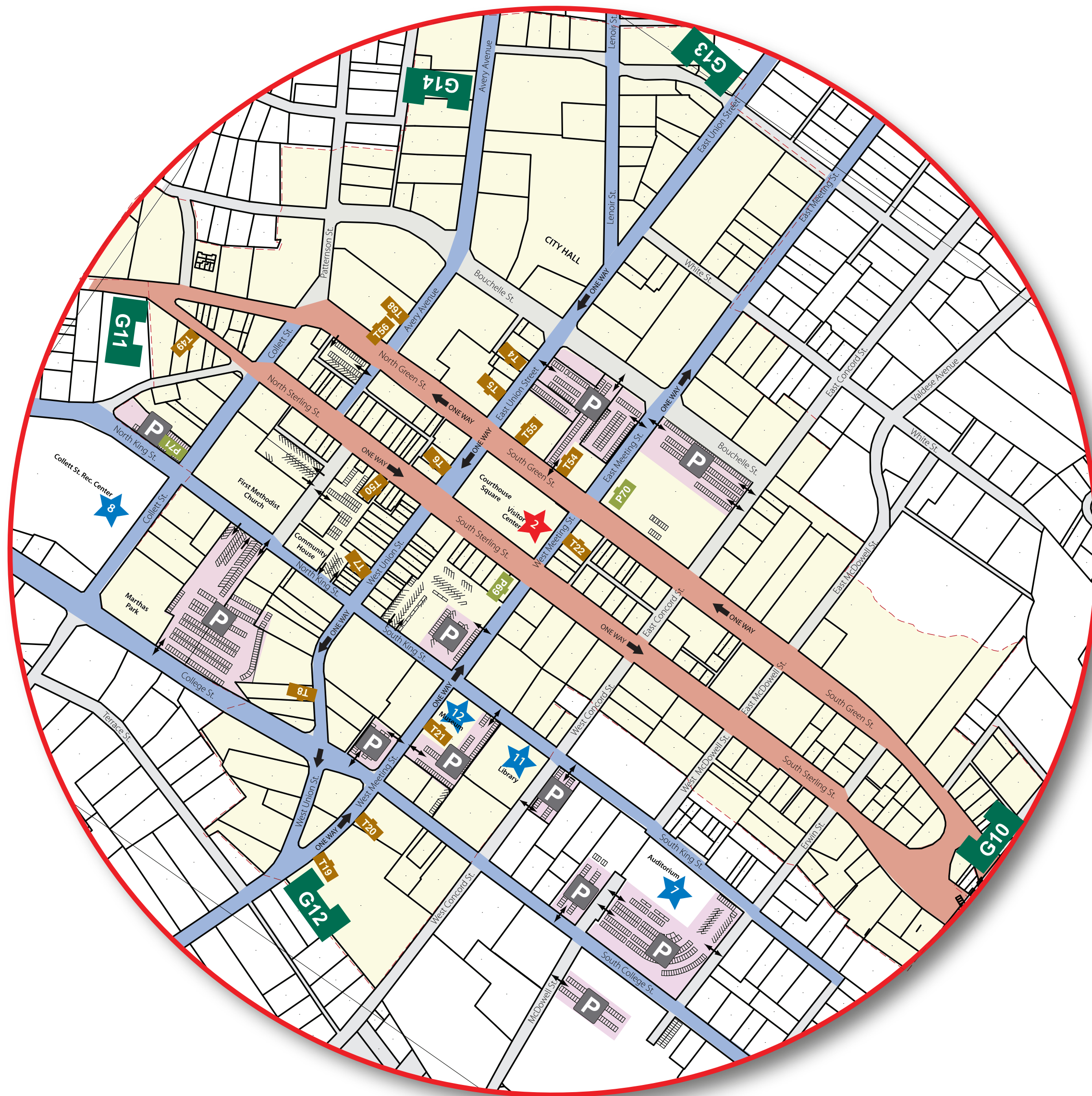
DRAWING TITLE:  
SIGN LOCATION MAP:  
DOWNTOWN DETAIL

# WS5.1

SHEET 27 OF 28

## Legend

- Trailblazer Destinations
- Proximity Destinations
- Interstate 40
- Key Routes
- Secondary Routes
- Loop Road
- Railroads
- City Limits
- River District
- Future River District
- Historic Downtown
- ETJ (Extra Territorial Jurisdiction)
- Primary Gateways
- Secondary Gateways
- Downtown Gateways
- Trailblazer "A" Signs
- Trailblazer "B" Signs
- Stand-Alone Parking Signs
- Public Parking/All day parking lots



DOWNTOWN DETAIL